

# ESPECIFICAÇÕES TÉCNICAS **BANCOS DE VESTIÁRIO**

*BANCOS EM FORMICA*



# SÉRIES



**BANC-1-1000-FEN**



**BANC-2-1000-FEN-DC**



**BANC-3-1500-FEN**



**BANC-3-1500-FEN-DC**




**BANC-PARED-1500-FEN**




**REP-FEN-1500**



# CORES FENÓLICAS (MESA)




**BRANCO**  
F-085



**CINZA CLARO**  
F-0074




**AZUL ESCURO**  
M-0717



**CINZA ESCURO**  
F-0077



**VERMELHO**  
F-0210



**CREME**  
F-0851



**AMARELO**  
F-0010



**LARANJA**  
F-0011



**VERDE CLARO**  
F-0725




**VERDE BOSQUE**  
F-0591



**TURQUESA**  
F-0876



**BORDÔ**  
F-0318




**AZUL CLARO**  
F-0718




**ALUMÍNIO**  
F-0193



**PRETO**  
F-0080




**MADEIRA CLARA**  
FM-100



**MADEIRA ESCURA**  
FM-200




**CARVALHO CINZA**  
F-3235



**CIMENTO ROCHA**  
F-0026



**CIMENTO TERRA**  
F-0027



**CHOCOLATE**  
F-0863

# CORES METÁLICAS (CHASSI)

## COR PADRÃO



**RAL 7035**  
Cinza luminoso  
Código HEX: #c5c7c4

## GRUPO 1



**RAL 5010**  
Azul genciana  
Código HEX: #004f7c

**RAL 9010**  
Branco puro  
Código HEX: #f1ece1

**RAL 3000**  
Vermelho  
Código HEX: #a72920

**RAL 6034**  
Turquesa pastel  
Código HEX: #7aacac

**RAL 7016**  
Cinza antracite  
Código HEX: #383e42

**RAL 9005**  
Preto intenso  
Código HEX: #0e0e10

## GRUPO 2



**RAL 9001**  
Branco creme  
Código HEX: #e9e0d2

**RAL 1017**  
Amarelo açafão  
Código HEX: #f6a950

**RAL 1021**  
Amarelo colza  
Código HEX: #f6b600

**RAL 2004**  
Laranja puro  
Código HEX: #e25303

**RAL 3017**  
Rosa  
Código HEX: #cb555d



**RAL 3005**  
Vermelho vinho  
Código HEX: #59191f

**RAL 4005**  
Lila azulado  
Código HEX: #76689a

**RAL 6029**  
Verde menta  
Código HEX: #006f3d

**RAL 5015**  
Azul celeste  
Código HEX: #007cb0

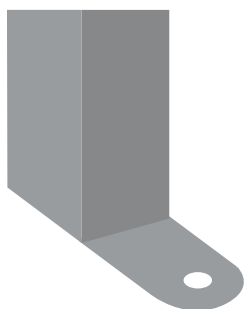
**RAL 5023**  
Azul distância  
Código HEX: #42698c




**RAL 9006**  
Branco alumínio  
Código HEX: #a1a1a0

**RAL 7036**  
Cinza platina  
Código HEX: #979392

# OPÇÕES



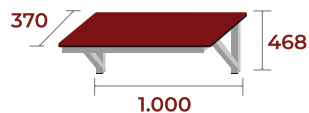
Fixação piso




Opção sapateiro

# COMBINAÇÕES E MEDIDAS


## SÉRIE BANC-PARED-FEN



**BANC-PARED-1000-FEN**  
9kg · 0,13m<sup>3</sup>




**BANC-PARED-1500-FEN**  
15kg · 0,2m<sup>3</sup>




**BANC-PARED-2000-FEN**  
21kg · 0,26m<sup>3</sup>

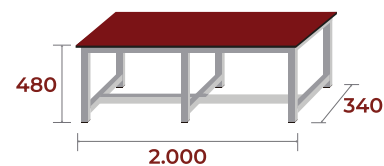
## SÉRIE BANC-1-FEN



**BANC-1-1000-FEN**  
12kg · 0,16m<sup>3</sup>

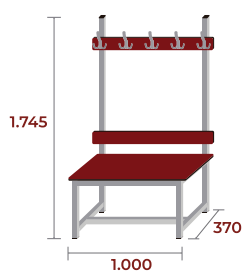


**BANC-1-1500-FEN**  
18kg · 0,24m<sup>3</sup>

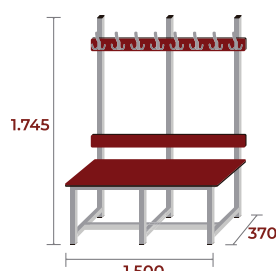


**BANC-1-2000-FEN**  
24kg · 0,33m<sup>3</sup>

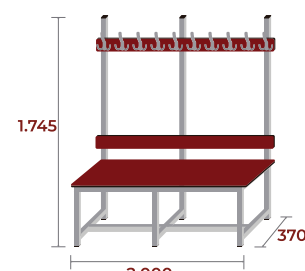
## SÉRIE BANC-2-FEN



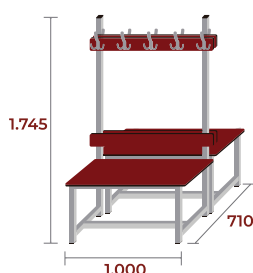
**BANC-2-1000-FEN**  
24kg · 0,23m<sup>3</sup> · 5 ↓



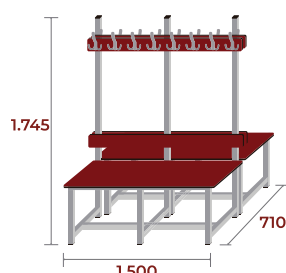
**BANC-2-1500-FEN**  
32kg · 0,3m<sup>3</sup> · 8 ↓



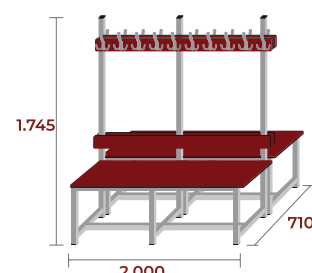
**BANC-2-2000-FEN**  
37kg · 0,31m<sup>3</sup> · 10 ↓



**BANC-2-1000-FEN**  
48kg · 0,46m<sup>3</sup> · 10 ↓



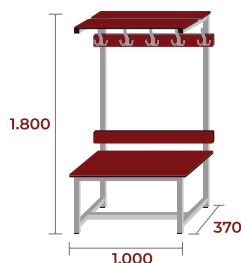
**BANC-2-1500-FEN**  
64kg · 0,6m<sup>3</sup> · 16 ↓



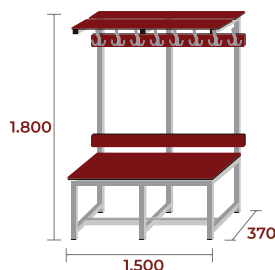
**BANC-2-2000-FEN**  
74kg · 0,62m<sup>3</sup> · 20 ↓

# COMBINAÇÕES E MEDIDAS

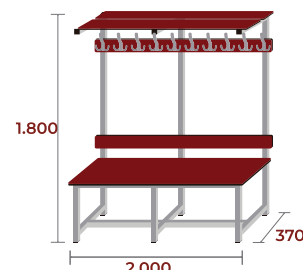
## SÉRIE BANC-3-FEN



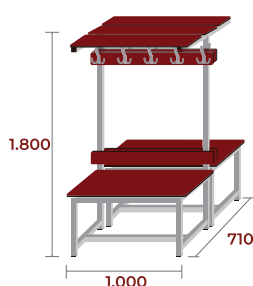
**BANC-3-1000-FEN**  
31,5kg · 0,23m<sup>3</sup> · 5 ↓



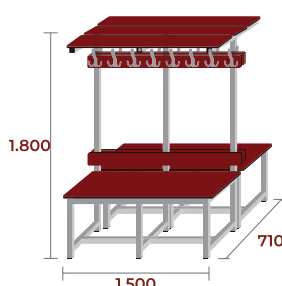
**BANC-3-1500-FEN**  
38,5kg · 0,3m<sup>3</sup> · 8 ↓



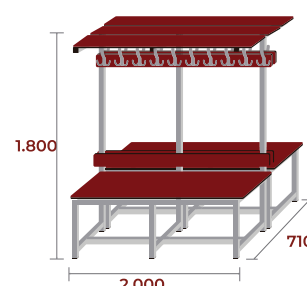
**BANC-3-2000-FEN**  
43,5kg · 0,31m<sup>3</sup> · 10 ↓



**BANC-3-1000-FEN**  
63kg · 0,46m<sup>3</sup> · 10 ↓



**BANC-3-1500-FEN**  
77kg · 0,6m<sup>3</sup> · 16 ↓



**BANC-3-2000-FEN**  
87kg · 0,62m<sup>3</sup> · 20 ↓

## SÉRIE PER-FEN



**PER-FEN-1000**  
3kg · 0,009m<sup>3</sup> · 5 ↓




**PER-FEN-1500**  
5kg · 0,013m<sup>3</sup> · 8 ↓

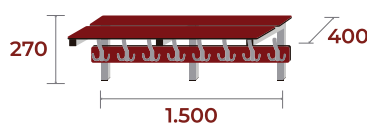


**PER-FEN-2000**  
8kg · 0,018m<sup>3</sup> · 10 ↓


## SÉRIE REP-FEN



**REP-FEN-1000**  
8kg · 0,11m<sup>3</sup> · 5 ↓



**REP-FEN-1500**  
11kg · 0,16m<sup>3</sup> · 8 ↓



**REP-FEN-2000**  
14kg · 0,22m<sup>3</sup> · 10 ↓