



ESPECIFICAÇÕES TÉCNICAS  
**BANCOS DE VESTIÁRIO**  
*BANCOS EM MADEIRA E AÇO*



# SÉRIES



**BANC-1-1000**



**BANC-2-1500**



**BANC-3-1500**



**BANC-3-1000-DC**



**COLG-2-1500**



**REP-MAD-1500**

# CARACTERÍSTICAS

## Chassi

Fabricado com tubo de aço de 1,5 mm de espessura.  
Pintados com cor cinza RAL 7035 Microtexturada. Espessura mínima de 50 microns.  
Estrutura, tubos para cabides e pés fabricados com tubo de aço de 30 x 30 mm.  
Sapateiro fabricado com tubo de aço de 20 x 10 mm.  
Grande resistencia e fácil montagem.  
Os pés e os tubos para os cabides incluem tampas de PVC.  
Pés reguláveis.

## Ripas

Ripas de madeira de pinheiro (90 mm de largura x 16 mm de espessura) recobertos com verniz de poliuretano, qualidade Flandes V. Madeira procedente de bosques sustentáveis com certificação de cadeia de controlo FSC.


## Cabides

Fabricação com zamak (aleação de zinco com alumínio, magnésio e cobre. Tem boa dureza e boa resistência mecânica).  
Modelo com 3 cabides.



# CORES CHASSI

## CORES PADRÃO



**RAL 7035**  
Cinza luminoso  
Código HEX: #c5c7c4

## GRUPO 1



**RAL 5010**  
Azul genciana  
Código HEX: #004f7c

**RAL 9010**  
Branco puro  
Código HEX: #f1ece1

**RAL 3000**  
Vermelho  
Código HEX: #a72920

**RAL 6034**  
Turquesa pastel  
Código HEX: #7aacac

**RAL 7016**  
Cinza antracite  
Código HEX: #383e42

**RAL 9005**  
Preto intenso  
Código HEX: #0e0e10

## GRUPO 2



**RAL 9001**  
Branco creme  
Código HEX: #e9e0d2

**RAL 1017**  
Amarelo açafão  
Código HEX: #f6a950

**RAL 1021**  
Amarelo colza  
Código HEX: #f6b600

**RAL 2004**  
Laranja puro  
Código HEX: #e25303

**RAL 3017**  
Rosa  
Código HEX: #cb555d



**RAL 3005**  
Vermelho vinho  
Código HEX: #59191f

**RAL 4005**  
Lila azulado  
Código HEX: #76689a

**RAL 6029**  
Verde menta  
Código HEX: #006f3d

**RAL 5015**  
Azul celeste  
Código HEX: #007cb0

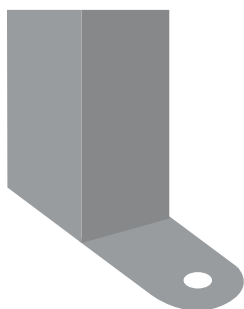
**RAL 5023**  
Azul distância  
Código HEX: #42698c



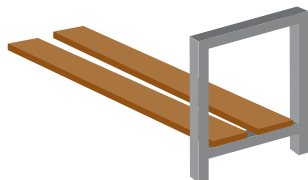
**RAL 9006**  
Branco alumínio  
Código HEX: #a1a1a0

**RAL 7036**  
Cinza platina  
Código HEX: #979392

# OPÇÕES



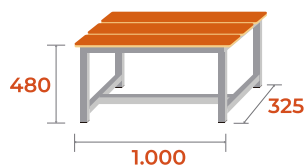
Fixação piso




Opção sapateiro

# COMBINAÇÕES E MEDIDAS


## SÉRIE BANC-1



**BANC-1-1000**  
9,5kg · 0,16m<sup>3</sup>

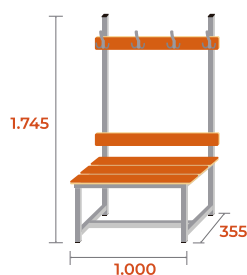


**BANC-1-1500**  
14kg · 0,16m<sup>3</sup>

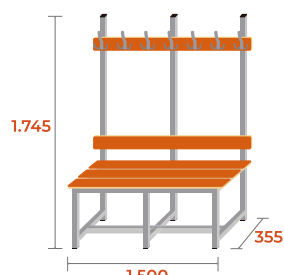


**BANC-1-2000**  
9,5kg · 0,31m<sup>3</sup>

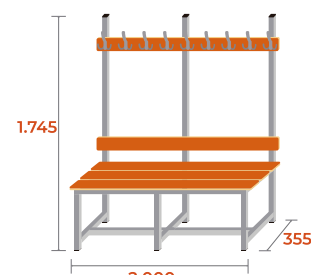
## SÉRIE BANC-2



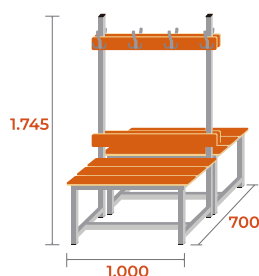
**BANC-2-1000**  
16kg · 0,23m<sup>3</sup> · 4 ↓



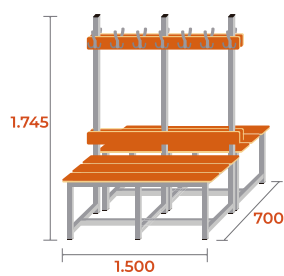
**BANC-2-1500**  
24kg · 0,3m<sup>3</sup> · 7 ↓



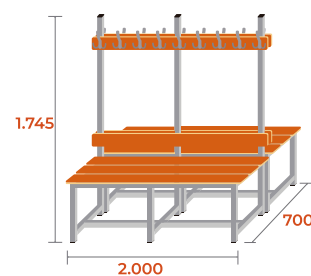
**BANC-2-2000**  
29kg · 0,31m<sup>3</sup> · 9 ↓



**BANC-2-1000-DC**  
28kg · 0,46m<sup>3</sup> · 8 ↓



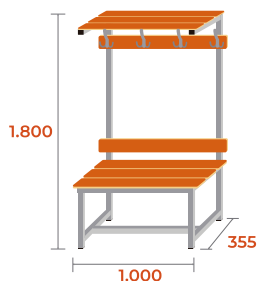
**BANC-2-1500-DC**  
42kg · 0,6m<sup>3</sup> · 14 ↓



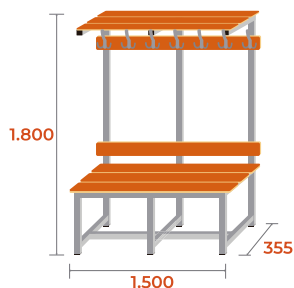
**BANC-2-2000-DC**  
52kg · 0,62m<sup>3</sup> · 18 ↓

# COMBINAÇÕES E MEDIDAS

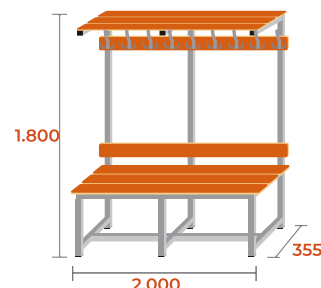
## SÉRIE BANC-3



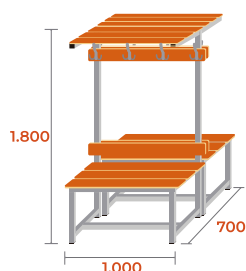
**BANC-3-1000**  
21,5kg · 0,28m<sup>3</sup> · 4 ↓



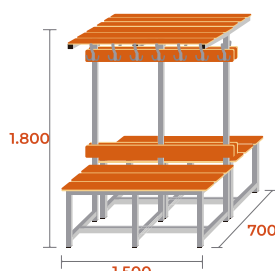
**BANC-3-1500**  
28,5kg · 0,36m<sup>3</sup> · 7 ↓



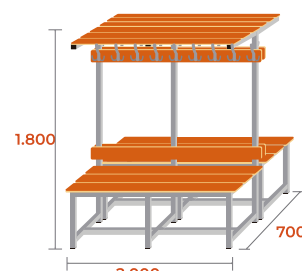
**BANC-3-2000**  
33,5kg · 0,45m<sup>3</sup> · 9 ↓



**BANC-3-1000-DC**  
37kg · 0,48m<sup>3</sup> · 8 ↓

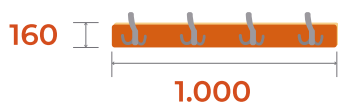


**BANC-3-1500-DC**  
51kg · 0,62m<sup>3</sup> · 14 ↓

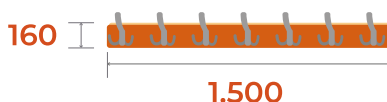


**BANC-3-2000-DC**  
61kg · 0,64m<sup>3</sup> · 18 ↓

## SÉRIE COLG



**COLG-1-1000**  
4 ↓




**COLG-2-1500**  
7 ↓




**COLG-3-2000**  
9 ↓

## SÉRIE REP-MAD



**REP-MAD-1000**  
7kg · 0,11m<sup>3</sup> · 4 ↓



**REP-MAD-1500**  
10kg · 0,16m<sup>3</sup> · 7 ↓



**REP-MAD-2000**  
13kg · 0,22m<sup>3</sup> · 18 ↓