



TECHNICAL DATA SHEET
LOCKS
PROXI 2





CARDS AND FUNCTIONS



MANAGEMENT CARD



MASTER CARD



USER CARD

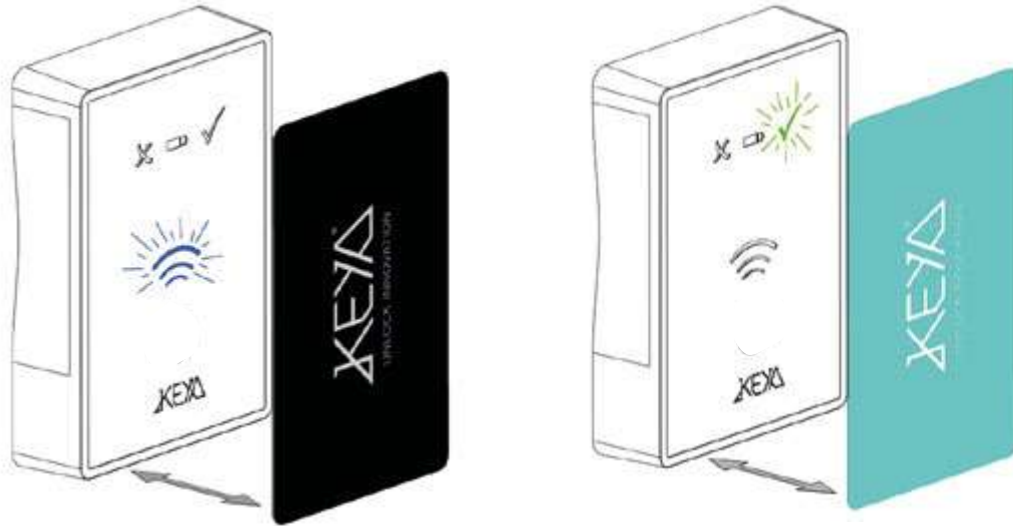


PARAMETER CARD



CARD ASSIGNMENT AND DESIGNATION

Assignment and de-assignment of Master cards



ASSIGNMENT:

Approximate the Management card. Then, approach the new Master cards.

Up to 5 Master cards can be assigned per lock.

Green LED and long beep = Master card correctly assigned.

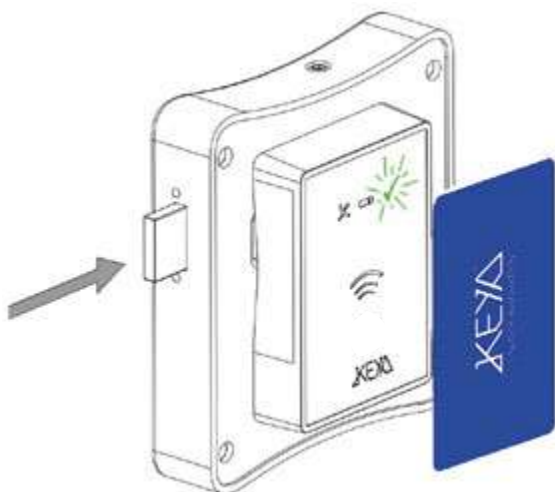
Red LED and 3 short beeps = Master card not assigned.

UNASSIGN:

Approach the Management card. Then approach the Master cards.

Red LED 3 quick flashes and 3 short beeps = Master card unassigned.

Multiuser / Subscriber: Open & Close



MULTI USER:

Approach the user card.

SUBSCRIBER:

Swipe the assigned user card to open the lock.
After 2 seconds the lock closes automatically.



CARD ASSIGNMENT AND DESIGNATION



CORRECT CARD



INCORRECT CARD

Assigning and unassigning User cards (only in Subscriber mode)



ASSIGNMENT:

- Approach Master card followed by new User cards.
- Up to 50 User cards can be assigned per lock.
- Green LED and long beep = User card successfully assigned.
- Red LED and 3 short beeps = User card not assigned.

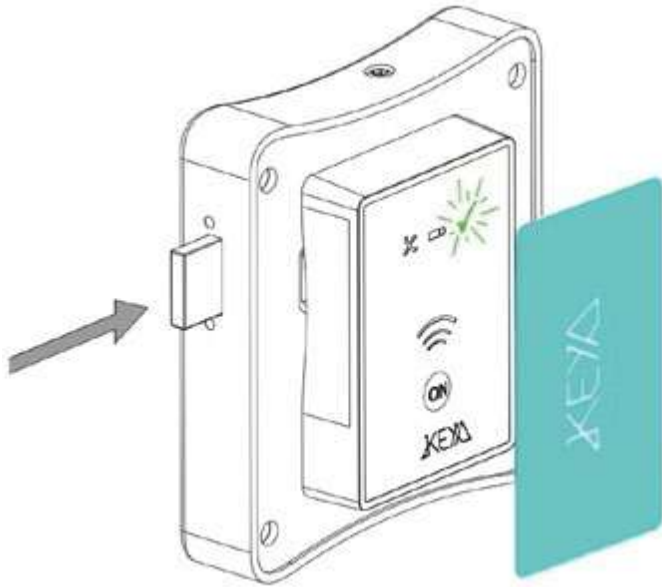
UNASSIGN:

- Approach Master card followed by User card.
- Red LED 3 quick flashes and 3 short beeps = User card unassigned.



CARD ASSIGNMENT AND DESIGNATION

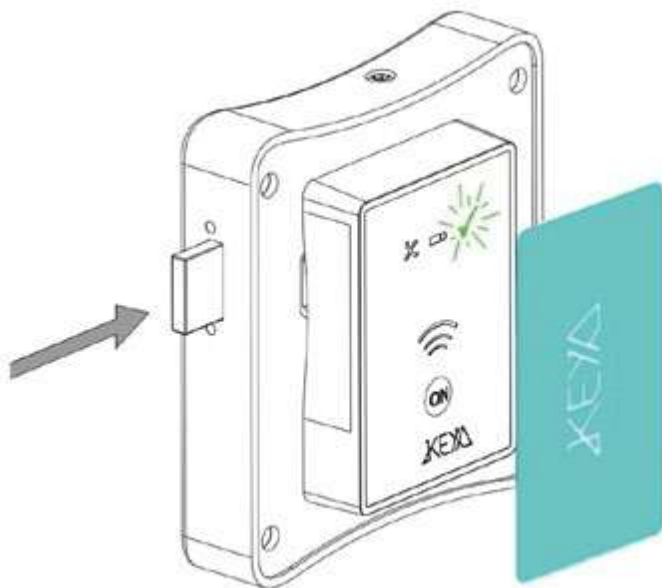
Opening using the Master card: Inspection mode



INSPECTION MODE:

- Approach the Master card (1 time).
- Green LED and long beep.
- The lock opens for 30 seconds.
- After the inspection time the lock closes.
- The lock closes automatically.
- (User card is not erased).

Open using the Master card: Delete User Card



ERASE USER CARD:

- Approach the Master card (2 times).
- Green LED and long beep.
- The lock remains open.
- (The User card has been erased).



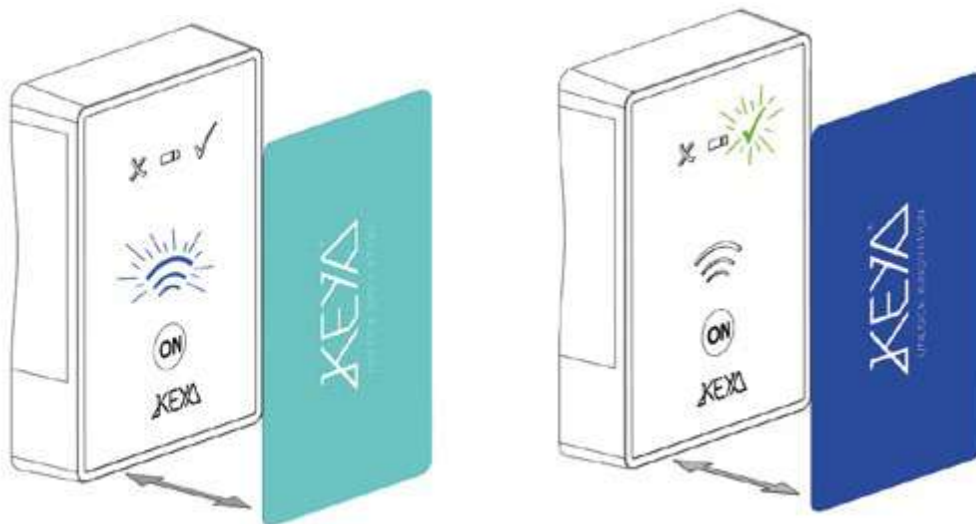
CARD ASSIGNMENT AND DESIGNATION

Delete all User cards (only for Subscriber mode).



Swipe the Master card (4 times).
All user cards of this lock are deleted.

Delete User cards



Swipe the Master card (5 times) followed by the User card to be erased.
3 short beeps = User card deleted.
This card will be available for use by a new user.



PROGRAMMABLE SETTINGS

AUTOMATIC OPENING TIME:

The lock opens automatically at the programmed time:

- hh : mm
- Mon, Tue, Wed, Thu, Thur, Fri, Sat, Sun
- Working days
- Two options: Leave the door open.
Close the door again.

VOLUME AUDIBLE SIGNAL:

- High/Low/Off.

CLOSED POSITION INDICATOR LED:

- On/Off flashing red led in closed position.

CODES:

- User / Master

LAST EVENTS

BATTERY LEVEL

NUMBER OF OPERATIONS