

TECHNICAL DATA SHEET  
**MULTIDOOR LOCKERS**  
*STV SERIES*





# SERIES



**STV2 SERIES**  
2 doors per column



**STV3 SERIES**  
3 doors per column



**STV4 SERIES**  
4 doors per column



**STV5 SERIES**  
5 doors per column



**STV6 SERIES**  
6 doors per column



**STV8 SERIES**  
8 doors per column



**STV10 SERIES**  
10 doors per column



**STV15 SERIES**  
15 doors per column

# CHARACTERISTICS

Manufactured with cold laminated steel sheet metal, quality DC 01, according to the European Norm EN 10130 with a carbon content of less than 0.12%.

Metal thickness of 0.6 mm.

Previous passivation and degreasing treatment with amorphous phosphating before painting.

Dried in a polymerization oven at 180°C during 15 minutes.

Painted with Epoxy-polyester-powder, through robotized cabins.

100% recyclable steel.

## Body

Painted in grey RAL 7035 Micro-textured paint finish. Minimum thickness of 50 micrometer.

## Metal doors

Painted in blue RAL 5010 or grey RAL 7035, micro-textured finish.

Minimum thickness of 50 microns.

Framed, one key opens the entire frame.

Hidden hinges.

With name-card holder.

Chromed standard cylinder locks with two keys per lock.

## Cleaning

It can be easily cleaned with neutral, non-aggressive cleaning agents such as glass cleaners, all-purpose cleaners, etc., using a soft cloth. Steel wool or similar products are not recommended, as they may scratch the surface and create corrosion pitting. Do not use materials containing chlorides, as they are contraindicated as they cause rust. Hydrochloric acid or iron products in prolonged contact are also not recommended.

**VERY IMPORTANT:** After using the product, it must be thoroughly dried (with a soft cloth) as moisture will cause corrosion on the metal lockers.



# METALLIC COLOURS

## STANDARD COLOURS



**RAL 5010**  
Gencana blue  
Código HEX: #004f7c



**RAL 7035**  
Luminous grey  
Código HEX: #c5c7c4

## GROUP 1



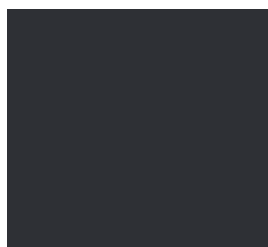
**RAL 9010**  
Pure white  
Código HEX: #f1ece1




**RAL 3000**  
Red  
Código HEX: #a72920



**RAL 6034**  
Pastel turquoise  
Código HEX: #7aacac




**RAL 7016**  
Anthracite grey  
Código HEX: #383e42



**RAL 9005**  
Intense black  
Código HEX: #0e0e10

## GROUP 2



**RAL 9001**  
Cream white  
Código HEX: #e9e0d2



**RAL 1017**  
Saffron yellow  
Código HEX: #f6a950




**RAL 1021**  
Rapeseed yellow  
Código HEX: #f6b600



**RAL 2004**  
Pure orange  
Código HEX: #e25303



**RAL 3017**  
Pink  
Código HEX: #cb555d



**RAL 3005**  
Wine red  
Código HEX: #59191f



**RAL 4005**  
Lilac  
Código HEX: #76689a



**RAL 6029**  
Mint green  
Código HEX: #006f3d



**RAL 5015**  
Sky blue  
Código HEX: #007cb0



**RAL 5023**  
Distant blue  
Código HEX: #42698c

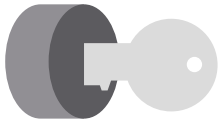


**RAL 9006**  
White aluminium  
Código HEX: #a1a1a0



**RAL 7036**  
Platinum grey  
Código HEX: #979392


# LOCKS



**Key lock**  
For metal doors




**Latch bolt**  
For melamine doors  
For HPL doors  
For methacrylate doors




**Padlockable Polyamide Lock**  
For metal doors



**Padlockable Metallic Lock 1**  
For metal doors




**Padlockable Metallic Lock 2**  
For metal doors  
For melamine doors  
For HPL doors  
For methacrylate doors



**Metal handle**  
For metal doors  
For melamine doors  
For HPL doors  
For methacrylate doors




**Coin-operated Lock (coin-return)**  
For metal doors  
For melamine doors  
For HPL doors  
For methacrylate doors



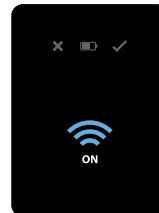
**Coin-operated Lock + Coin Collect Box**  
For metal doors  
For melamine doors  
For HPL doors  
For methacrylate doors



**Lock of 4 manual digits with emergency key**  
For metal doors  
For melamine doors  
For HPL doors  
For methacrylate doors



**TELEC**  
**Electronic lock combination**  
For metal doors  
For melamine doors  
For HPL doors  
For methacrylate doors



**PROXI**  
**Electronic lock of proximity**  
For metal doors  
For melamine doors  
For HPL doors  
For methacrylate doors




**TELOCK**  
**Electronic lock combination**  
For metal doors  
For melamine doors  
For HPL doors  
For methacrylate doors



**SOLOCK**  
**Electronic lock combination**  
For metal doors  
For melamine doors  
For HPL doors  
For methacrylate doors



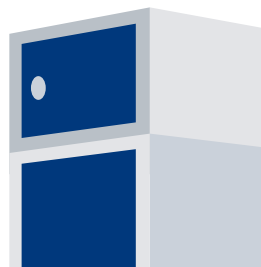
# OPTIONS




Mailbox slot



Slope top  
RAL 7035 colour



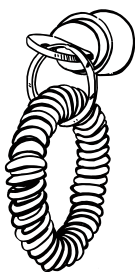
Upper small joined jocker  
Body RAL 7035 and doors in  
RAL 7035 or RAL 5010



Painted steel legs



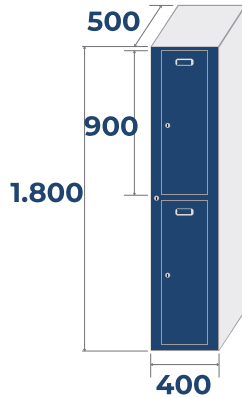
Antibacterian paint



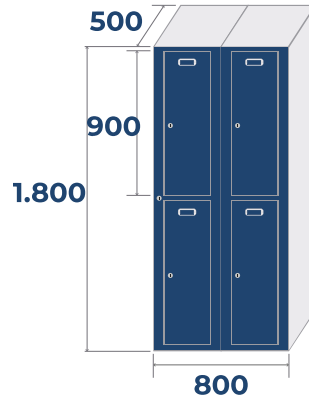
Elastic bracelet  
With numbering option

# COMBINATIONS AND DIMENSIONS

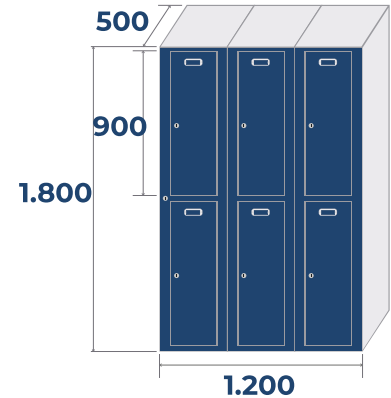
## STV2 SERIES



**STV2-40/1**  
25kg · 0,29m<sup>3</sup>

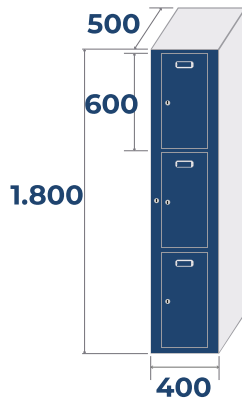


**STV2-40/2**  
45kg · 0,57m<sup>3</sup>

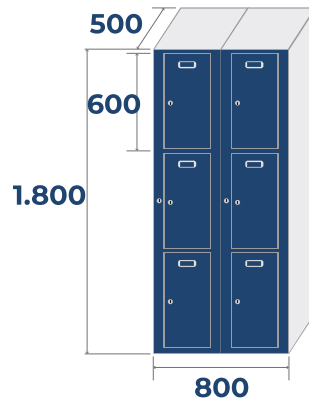


**STV2-40/3**  
65kg · 1,08m<sup>3</sup>

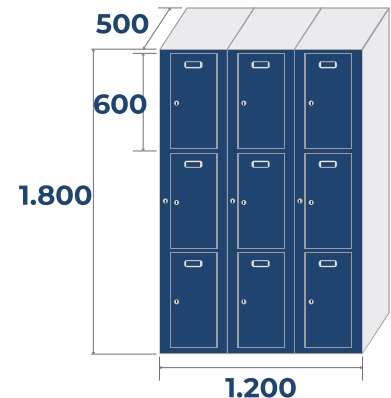
## STV3 SERIES



**STV3-40/1**  
25,9kg · 0,29m<sup>3</sup>

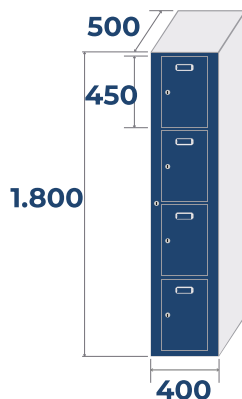


**STV3-40/2**  
45,8kg · 0,57m<sup>3</sup>

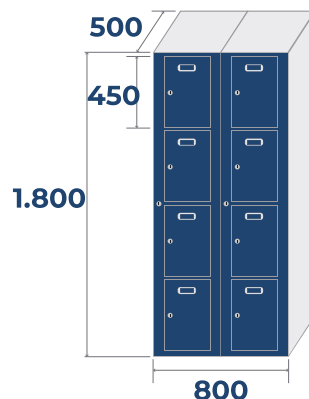


**STV3-40/3**  
65,7kg · 1,08m<sup>3</sup>

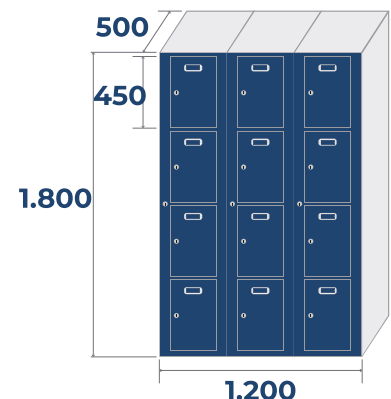
## STV4 SERIES



**STV4-40/1**  
28kg · 0,29m<sup>3</sup>



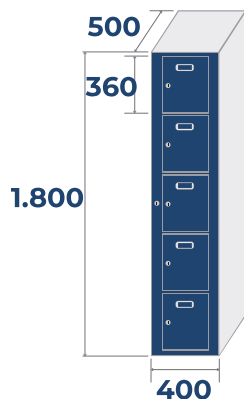
**STV4-40/2**  
50kg · 0,57m<sup>3</sup>



**STV4-40/3**  
69kg · 1,08m<sup>3</sup>

# COMBINATIONS AND DIMENSIONS

## STV5 SERIES



**STV5-40/1**  
29kg · 0,29m<sup>3</sup>

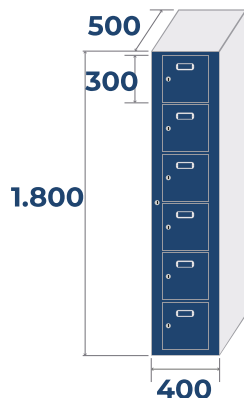


**STV5-40/2**  
52kg · 0,57m<sup>3</sup>

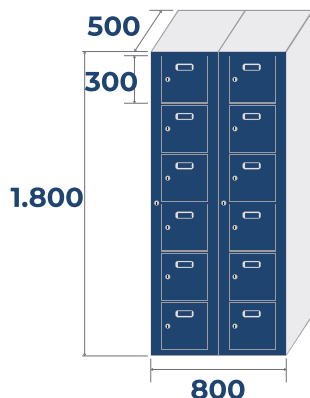


**STV5-40/3**  
72kg · 1,08m<sup>3</sup>

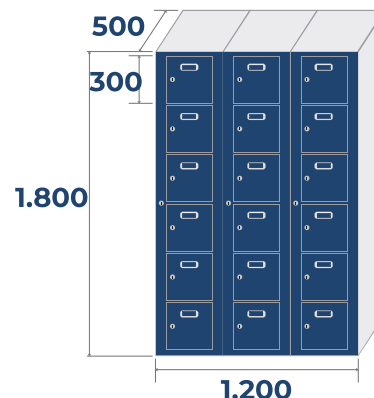
## STV6 SERIES



**STV6-40/1**  
30kg · 0,29m<sup>3</sup>




**STV6-40/2**  
54kg · 0,57m<sup>3</sup>



**STV6-40/3**  
78kg · 1,08m<sup>3</sup>

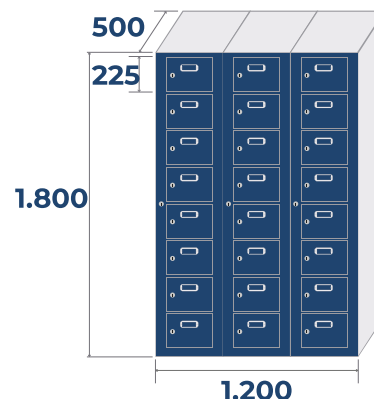
## STV8 SERIES



**STV8-40/1**  
31kg · 0,29m<sup>3</sup>



**STV8-40/2**  
56kg · 0,57m<sup>3</sup>




**STV8-40/3**  
81kg · 1,08m<sup>3</sup>

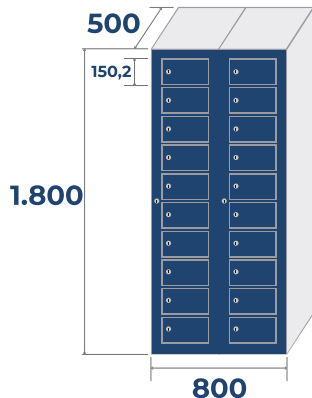


# COMBINATIONS AND DIMENSIONS

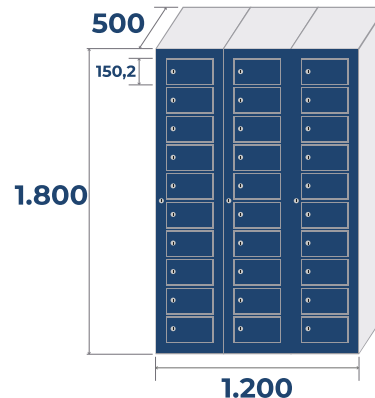
## STV10 SERIES



**STV10-40/1**




**STV10-40/2**



**STV10-40/3**

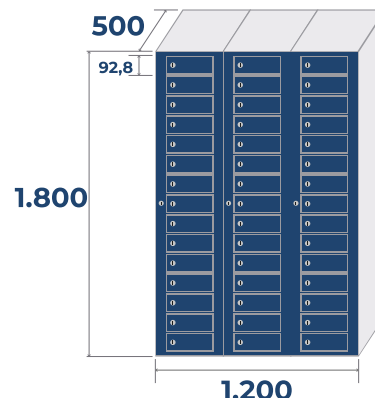
## STV15 SERIES



**STV15-40/1**



**STV15-40/2**



**STV15-40/3**

# INTERIOR MEASUREMENTS

## 400

Height x Width x Depth

**STV2** 834x250x473 mm

**STV3** 550x250x473 mm

**STV4** 408x250x473 mm

**STV5** 323x250x473 mm

**STV6** 266x250x473 mm

**STV8** 195x250x473 mm

**STV10** 154,8x250x473 mm

**STV15** 97,5x250x473 mm

# WALL FIXING

## Installation recommendation

It is recommended to secure the locker to the wall to ensure stability and prevent tipping during use. Select the most suitable screws, washers and plugs according to the type of wall to which the unit will be anchored.

Fittings not included.

