

TECHNICAL DATA SHEET
INOX LOCKERS
V and T SERIES





SERIES



SV INOX SERIES
1 door per column



ST INOX SERIES
2 doors per column



CARACTERÍSTICAS

Manufactured with cold laminated steel sheet metal, quality DC 01, according to the European Norm EN 10130 with a carbon content of less than 0.12%.

Metal thickness of 0.8 mm.

The alloy 304 is a stainless steel which has a content of between 16 and 26% of chrome in its composition. Element which gives a very high resistance against oxidation and corrosion in humid areas. Among the characteristic of these steels, are remarkable the excellent hygienic factor, cleaning and that they are unmagnetic.

Body

Welded internal shelf and coat rod at the SV-Inox Series. Coat rod at the ST-Inox Series.

Stainless steel legs (thickness of 1.5 mm) with black polyethylene caps, adjustable in height.

With integrated slope top.

The model SV-40 include a vertical center partition.

Doors

Hidden hinges.

With name-card holder and ventilation rosettes.

With welded longitudinal strengthener in omega-shape.

Chromed standard cylinder locks with two keys per lock.

Cleaning

It can be used water with dishwashing detergent, liquid detergent or soap to eliminate the dirt and possible fingerprints which could have been remained. There are specific detergents for stainless steel at the market, which clean and reduce the appearance of possible spots. Always when you are cleaning stainless steel, make sure to rinse it well out and to dry it completely, to avoid a steaming up of the stainless steel.


Steel wool or similar products, are absolutely not recommended, as they would damage the surface with scratches and so produce little stabs of corrosion. Pays special attention at the use of materials which contain chlorides, as they are contraindicated, because they cause oxidation. Hydrochloric acid or iron products in a prolonged contact are also not recommended. Do never use common steel detergents for stainless steel.




LOCKS



Key lock




Latch bolt




Padlockable Polyamide Lock



Padlockable Metallic Lock 1



Padlockable Metallic Lock 2



Metal handle




Coin-operated Lock
(coin-return)



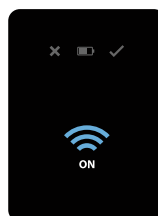
Coin-operated Lock + Coin
Collect Box



Lock of 4 manual digits with
emergency key



TELEC
Electronic lock combination



PROXI
Electronic lock of proximity



TELOCK
Electronic lock combination

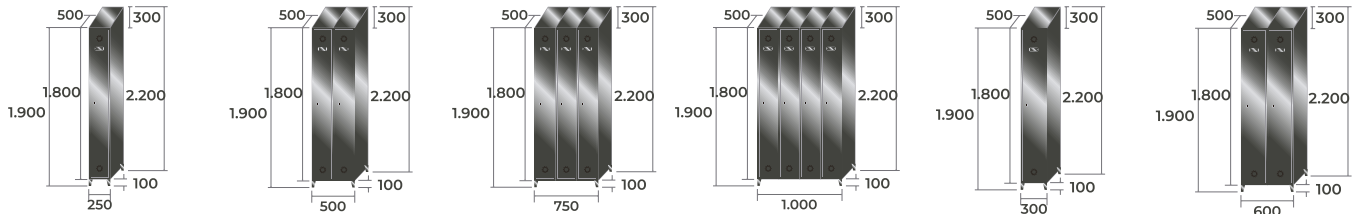


SOLOCK
Electronic lock combination



COMBINATIONS AND DIMENSIONS

SV INOX SERIES



SV-25/1 INOX
24,6kg · 0,24m³

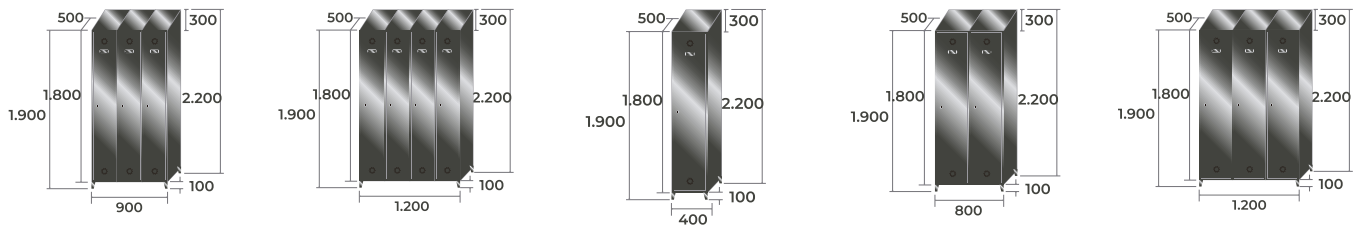
SV-25/2 INOX
40,3kg · 0,48m³

SV-25/3 INOX
57,8kg · 0,71m³

SV-25/4 INOX
74,1kg · 0,95m³

SV-30/1 INOX
31kg · 0,38m³

SV-30/2 INOX
49kg · 0,69m³



SV-30/3 INOX
67kg · 0,99m³

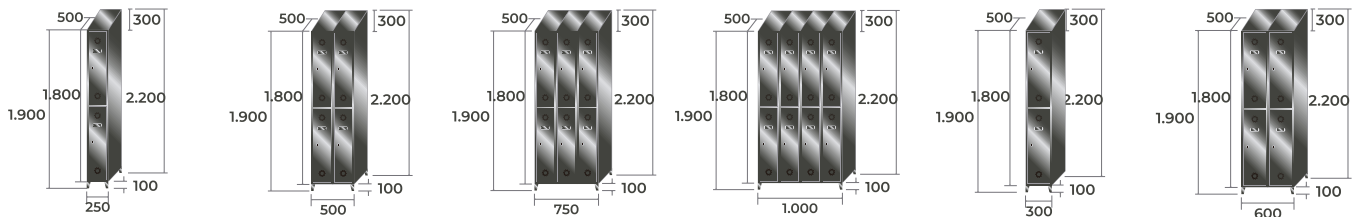
SV-30/4 INOX
85kg · 1,31m³

SV-40/1 INOX
36kg · 0,38m³

SV-40/2 INOX
59kg · 0,76m³

SV-40/3 INOX
82kg · 1,14m³

ST INOX SERIES



ST-25/1 INOX
24,6kg · 0,24m³

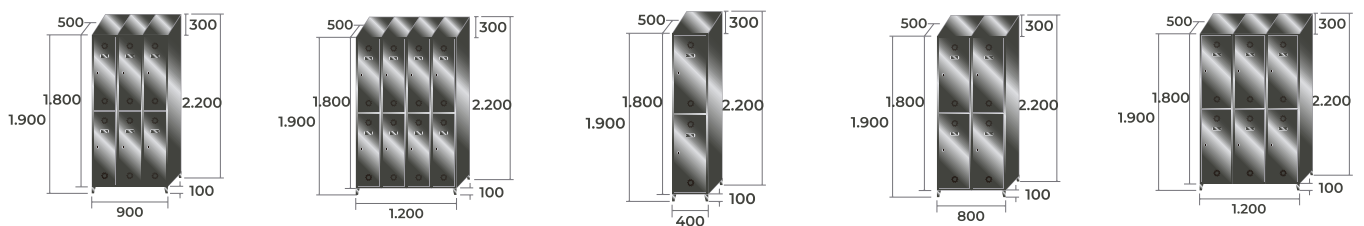
ST-25/2 INOX
40,3kg · 0,48m³

ST-25/3 INOX
57,8kg · 0,71m³

ST-25/4 INOX
74,1kg · 0,95m³

ST-30/1 INOX
31kg · 0,38m³

ST-30/2 INOX
49kg · 0,69m³



ST-30/3 INOX
67kg · 0,99m³

ST-30/4 INOX
85kg · 1,31m³

ST-40/1 INOX
36kg · 0,38m³

ST-40/2 INOX
59kg · 0,76m³

ST-40/3 INOX
82kg · 1,14m³



INTERIOR MEASUREMENTS

250

300

400

Height x Width Height x Width Height x Width
x Depth x Depth x Depth

SV INOX

**1.724x182
x475 mm**

**1.724x232
x475 mm**

**1.724x332
x475 mm**

ST INOX

**847x182
x475 mm**

**847x232
x475 mm**

**847x332
x475 mm**



WALL FIXING

Installation recommendation

It is recommended to secure the locker to the wall to ensure stability and prevent tipping during use. Select the most suitable screws, washers and plugs according to the type of wall to which the unit will be anchored.

Fittings not included.

