

SPÉCIFICATIONS TECHNIQUES
VESTIAIRES ECO PRO
SÉRIES V, T, M, C, P, B, Z et L





SÉRIES



SÉRIE ECOV PRO
1 porte par colonne



SÉRIE ECOT PRO
2 portes par colonne



SÉRIE ECOM PRO
3 portes par colonne



SÉRIE ECOC PRO
4 portes par colonne



SÉRIE ECOP PRO
5 portes par colonne



SÉRIE ECOB PRO
6 portes par colonne



SÉRIE ECOZ PRO
8 portes par colonne



SÉRIE ECOL PRO
2 portes en forme de L



CARACTÉRISTIQUES

Fabriqués en tôle d'acier laminé à froid qualité DC01, selon la norme européenne EN10130 avec un contenu en carbone inférieur à 0.12%.

Épaisseur de 0.6 mm.

Traitement avant passage en peinture de passivation, dégraissage avec phosphatation d'acide.

Séché au four à 180°C pendant 15 minutes.

Peintes avec peinture en poudre Epoxy par moyen de cabines robotisés.

Système de vestiaire initial + modules additionnels.

Montage facile, extensible à volonté (Vis incluses).

Acier 100% recyclable.

Latéraux, Toits, Socles, et Séparations

Latéraux, Toits, Socles, et Séparations Peints en gris RAL 7035 micro-texturé. Épaisseur minimum 50 microns.

Portes métalliques

Portes peintes en bleu RAL 5010 micro-texturé o gris RAL 7035.

Micro-texturé épaisseur minimum 50 microns.

Double pliage sur le périmètre.

Bords sans arêtes coupantes et charnières occultes.

Porte étiquette.

Avec rosettes d'aération sur les séries ECOV-ECOT-ECOM, ECOC, ECOP, ECOB et ECOZ.

Serrures à cylindre chromé incluses deux clés.

Porte avec renfort longitudinal dans les modèles ECOV et ECOT-40.

Forme en L moyennant deux portes battantes, une longue et une courte (série ECOL).

Portes en mélamine

Portes en mélamine o mélamine hydrofuge d'un dessin à deux faces, épaisseur 19 mm. Chants en PVC de la même couleur que la porte.

Portes en résine phénolique

Fabriquées en panneau compact en résine phénolique, épaisseur 12 mm.

Portes en méthacrylate

Porte en méthacrylate transparent, épaisseur 10 mm.

Fonds, séparation verticale, tablettes et tringle porte cintres

Fonds, séparation verticale, tablettes et tringle porte cintres.

Tablette avec tringle porte cintres dans la série ECOV.

Tringle porte cintres dans la série ECOT.



Intérieur **ECOV PRO**



Intérieur **ECOT PRO**



COULEURS MÉTALLIQUES

COULEURS STANDARD



RAL 5010
Bleu gentiane
Código HEX: #004f7c



RAL 7035
Gris lumineux
Código HEX: #c5c7c4

GROUPE 1



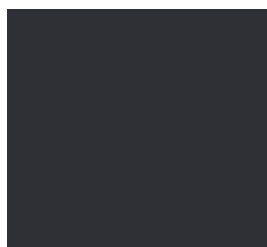
RAL 9010
Blanc pur
Código HEX: #f1ece1




RAL 3000
Rouge
Código HEX: #a72920



RAL 6034
Turquoise pastel
Código HEX: #7aacac




RAL 7016
Gris anthracite
Código HEX: #383e42



RAL 9005
Noir intense
Código HEX: #0e0e10

GROUPE 2



RAL 9001
Blanc crème
Código HEX: #e9e0d2



RAL 1017
Jaune safran
Código HEX: #f6a950



RAL 1021
Jaune colza
Código HEX: #f6b600



RAL 2004
Orange pur
Código HEX: #e25303



RAL 3017
Rose
Código HEX: #cb555d



RAL 3005
Rouge vin
Código HEX: #59191f



RAL 4005
Lilas bleuté
Código HEX: #76689a



RAL 6029
Vert menthe
Código HEX: #006f3d



RAL 5015
Bleu ciel
Código HEX: #007cb0



RAL 5023
Bleu lointain
Código HEX: #42698c



RAL 9006
Blanc aluminium
Código HEX: #a1a1a0




RAL 7036
Gris platine
Código HEX: #979392




COULEURS MÉLAMINE

COULEURS MÉLAMINE HYDROFUGE



BLANC
M-060




GRIS CLAIR
M-34W



ROUGE
M-172




BLEU FONCÉ
M-55C



GRIS FONCÉ
M-4AT

COULEURS MÉLAMINE



CRÈME
M-183




JAUNE
M-22G



ORANGE
M-28G



VERT
M-023



BLEU CLAIR
M-U522



ALUMINIUM
M-72E




NOIR
M-231




HÊTRE
MM-240




ACACIA
M-50D




CHÊNE CALEDORIAN
M-515



CHÊNE JOPLIN
M-17N




CHÊNE AZABACHE
M-75V



FRÊNE TAIGA
M-18N



CIMENT APOLO
M-99Q




CIMENT TEIDE
M-06F



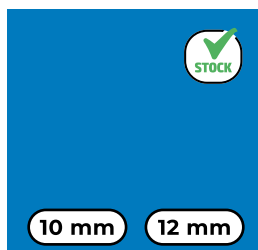
COULEURS PHÉNOLIQUES




BLANC
F-085



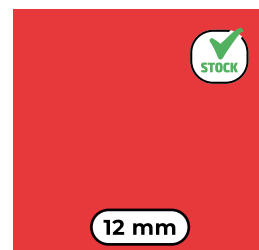
GRIS CLAIR
F-0074



BLEU FONCÉ
M-0717




GRIS FONCÉ
F-0077



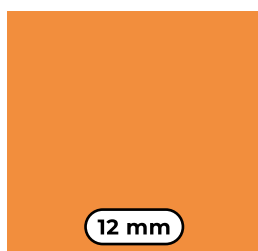
ROUGE
F-0210




CRÈME
F-0851




JAUNE
F-0010



ORANGE
F-0011




VERT CLAIR
F-0725



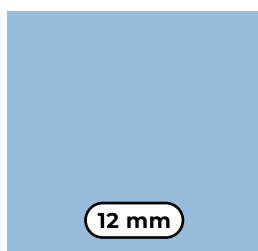
VERT BOSQUE
F-0591




TURQUOISE
F-0876



BORDEAUX
F-0318



BLEU CLAIR
F-0718



ALUMINIUM
F-0193



NOIR
F-0080



BOIS CLAIR
FM-100



BOIS FONCÉ
FM-200



CHÊNE CENIZA
F-3235



CIMENT ROCA
F-0026



CIMENT TIERRA
F-0027



CHOCOLAT
F-0863




SERRURES




Serrure à clé

Pour porte métallique



À clé

Pour porte en mélamine
Pour porte phénolique
Pour porte en méthacrylate




Poignée cadennable en polyamide

Pour porte métallique




Poignée métallique 1

Pour porte métallique



Poignée métallique 2

Pour porte métallique
Pour porte en mélamine
Pour porte phénolique
Pour porte en méthacrylate



Poignée en métal

Pour porte métallique
Pour porte en mélamine
Pour porte phénolique
Pour porte en méthacrylate



Monnayeur (monnaie réversible)

Pour porte métallique
Pour porte en mélamine
Pour porte phénolique
Pour porte en méthacrylate




Serrure à combinaison et clef de émergence

Pour porte métallique
Pour porte en mélamine
Pour porte phénolique
Pour porte en méthacrylate



Serrure à combinaison et clef de émergence

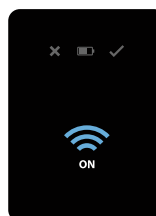
Pour porte métallique
Pour porte en mélamine
Pour porte phénolique
Pour porte en méthacrylate



TELEC

Serrure électronique à combinaison

Pour porte métallique
Pour porte en mélamine
Pour porte phénolique
Pour porte en méthacrylate



PROXI

Serrure électronique de proximité

Pour porte métallique
Pour porte en mélamine
Pour porte phénolique
Pour porte en méthacrylate



TELOCK

Serrure électronique à combinaison

Pour porte métallique
Pour porte en mélamine
Pour porte phénolique
Pour porte en méthacrylate




SOLOCK

Serrure électronique à combinaison

Pour porte métallique
Pour porte en mélamine
Pour porte phénolique
Pour porte en méthacrylate



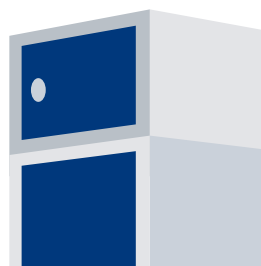
OPTIONS



Rainure pour boîte à lettres




Toit incliné
Couleur RAL 7035



Casier en réhausse
Corps en RAL 7035 et porte grise RAL 7035 ou RAL 5010




Latéral de finition
Couleur RAL 7035




Séparation verticale
Série ECOV-40



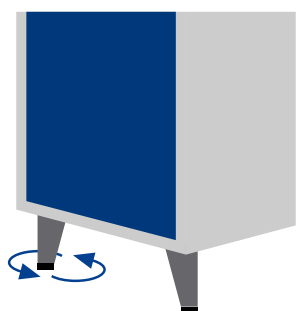
Miroir




Pieds réglables en PVC



Pieds en acier peint



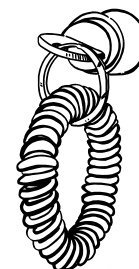
Pieds en acier galvanisé avec embout réglable



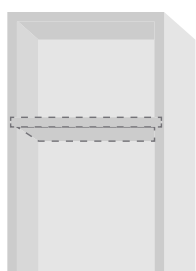
Socle
Acier galvanisé, acier galvanisé peint et acier inoxydable




De la peinture antibactérienne




Bracelet élastique
Avec possibilité de numérotation



Étagère supplémentaire



Porte en mélamine
ECOT, ECOM, ECOC, ECOP, ECOB et ECOZ



Porte phénolique
ECOT, ECOM, ECOC, ECOP, ECOB et ECOZ

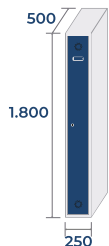


Porte en méthacrylate
ECOT, ECOM, ECOC, ECOP, ECOB et ECOZ




COMBINAISONS ET MESURES

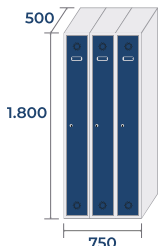
SÉRIE **ECOV PRO**



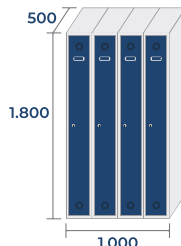
ECOV-25/1 PRO
16,7kg · 0,22m³



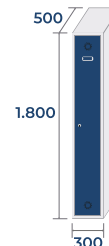
ECOV-25/2 PRO
27,9kg · 0,45m³




ECOV-25/3 PRO
39,1kg · 0,67m³



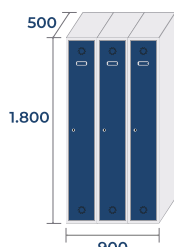
ECOV-25/4 PRO
50,3kg · 0,9m³



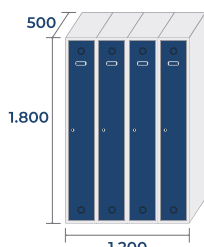
ECOV-30/1 PRO
19kg · 0,27m³




ECOV-30/2 PRO
30,2kg · 0,54m³




ECOV-30/3 PRO
46kg · 0,81m³



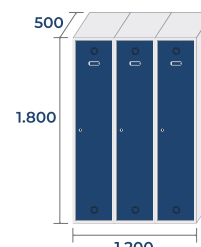
ECOV-30/4 PRO
59,5kg · 1,08m³



ECOV-40/1 PRO
20,3kg · 0,36m³

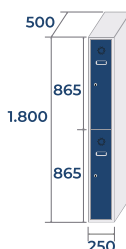


ECOV-40/2 PRO
35,1kg · 0,72m³

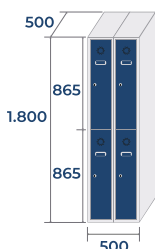


ECOV-40/3 PRO
49,9kg · 1,08m³

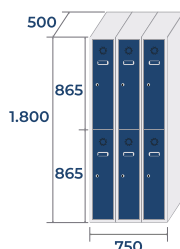
SÉRIE **ECOT PRO**



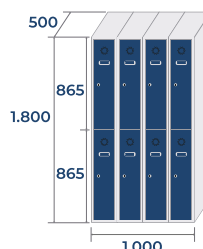
ECOT-25/1 PRO
18,4kg · 0,22m³



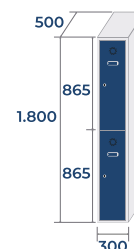
ECOT-25/2 PRO
31,3kg · 0,45m³



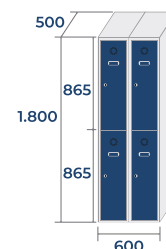
ECOT-25/3 PRO
44,2kg · 0,67m³



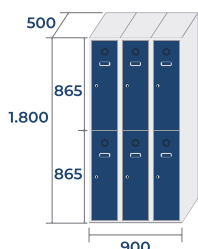
ECOT-25/4 PRO
57,1kg · 0,9m³



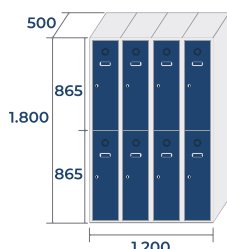
ECOT-30/1 PRO
19,1kg · 0,27m³



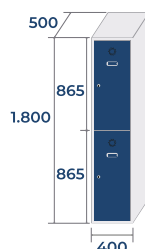
ECOT-30/2 PRO
33,2kg · 0,54m³



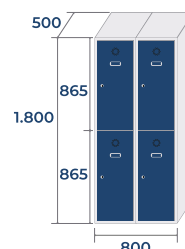
ECOT-30/3 PRO
47,3kg · 0,81m³



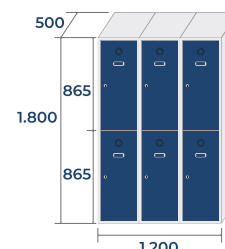
ECOT-30/4 PRO
61,4kg · 1,08m³



ECOT-40/1 PRO
23kg · 0,36m³



ECOT-40/2 PRO
41kg · 0,72m³

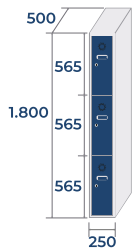


ECOT-40/3 PRO
59kg · 1,08m³

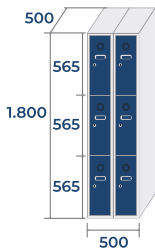


COMBINAISONS ET MESURES

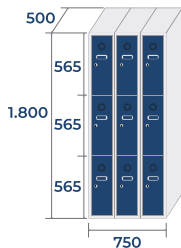
SÉRIE **ECOM PRO**



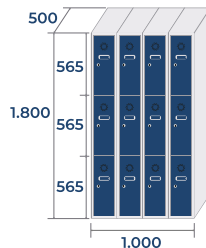
ECOM-25/1 PRO
19,9kg . 0,22m³



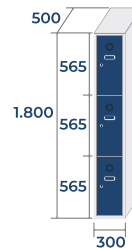
ECOM-25/2 PRO
33,8kg . 0,45m³



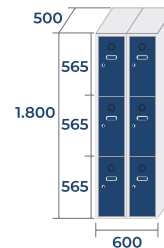
ECOM-25/3 PRO
47,7kg . 0,67m³



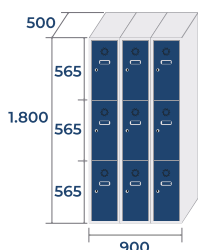
ECOM-25/4 PRO
61,6kg . 0,9m³



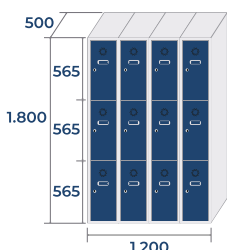
ECOM-30/1 PRO
21,2kg . 0,27m³



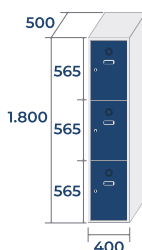
ECOM-30/2 PRO
36,4kg . 0,54m³



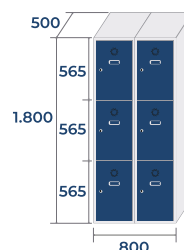
ECOM-30/3 PRO
51,6kg . 0,81m³



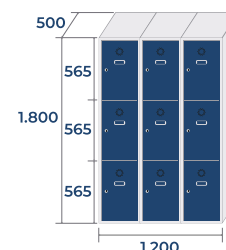
ECOM-30/4 PRO
66,8kg . 1,08m³



ECOM-40/1 PRO
24,2kg . 0,36m³

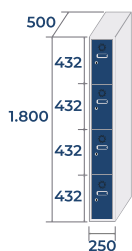


ECOM-40/2 PRO
42,4kg . 0,72m³

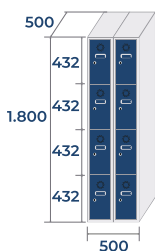


ECOM-40/3 PRO
60,6kg . 1,08m³

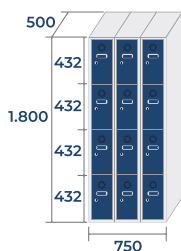
SÉRIE **ECOC PRO**



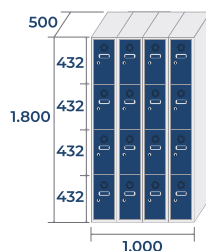
ECOC-25/1 PRO
20,8kg . 0,22m³



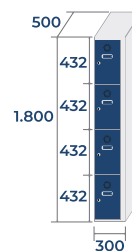
ECOC-25/2 PRO
35,6kg . 0,45m³



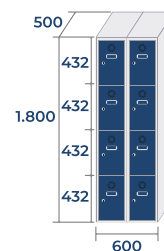
ECOC-25/3 PRO
50,4kg . 0,67m³



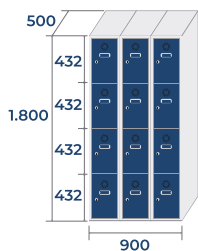
ECOC-25/4 PRO
65,2kg . 0,9m³



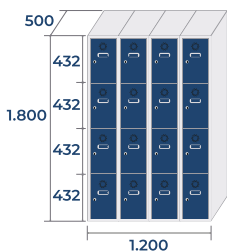
ECOC-30/1 PRO
22,3kg . 0,27m³




ECOC-30/2 PRO
38,6kg . 0,54m³



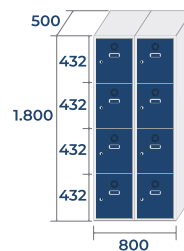
ECOC-30/3 PRO
54,9kg . 0,81m³



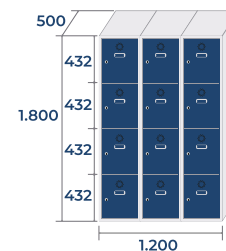
ECOC-30/4 PRO
71,2kg . 1,08m³



ECOC-40/1 PRO
25,7kg . 0,36m³



ECOC-40/2 PRO
45,4kg . 0,72m³

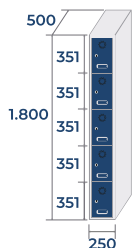


ECOC-40/3 PRO
65,1kg . 1,08m³

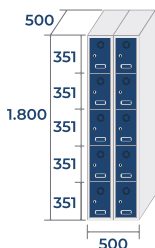


COMBINAISONS ET MESURES

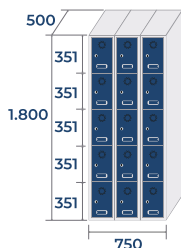
SÉRIE **ECOP PRO**



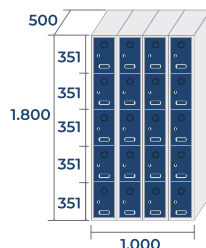
ECOP-25/1 PRO
21,7kg · 0,22m³



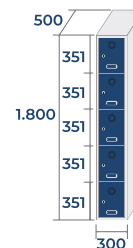
ECOP-25/2 PRO
38,4kg · 0,45m³



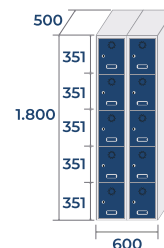
ECOP-25/3 PRO
55,1kg · 0,67m³



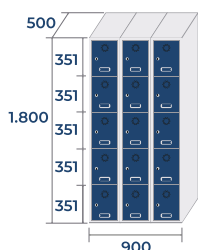
ECOP-25/4 PRO
71,8kg · 0,9m³



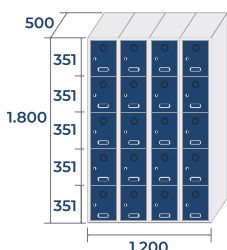
ECOP-30/1 PRO
23,4kg · 0,27m³



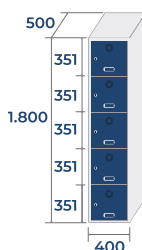
ECOP-30/2 PRO
40,9kg · 0,54m³



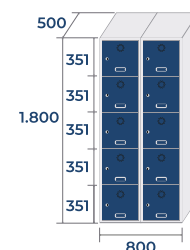
ECOP-30/3 PRO
58,4kg · 0,81m³



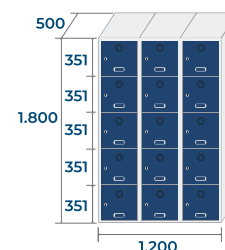
ECOP-30/4 PRO
75,9kg · 1,08m³



ECOP-40/1 PRO
27,1kg · 0,36m³




ECOP-40/2 PRO
48,3kg · 0,72m³




ECOP-40/3 PRO
69,5kg · 1,08m³

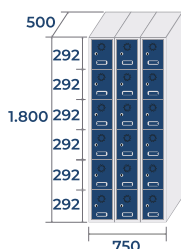
SÉRIE **ECOB PRO**




ECOB-25/1 PRO
22,6kg · 0,22m³



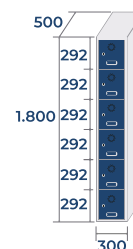
ECOB-25/2 PRO
40,2kg · 0,45m³



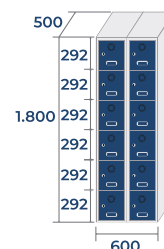
ECOB-25/3 PRO
57,8kg · 0,67m³




ECOB-25/4 PRO
75,4kg · 0,9m³



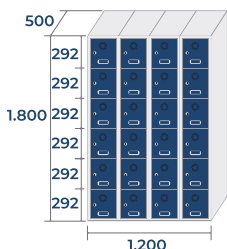
ECOB-30/1 PRO
24,5kg · 0,27m³



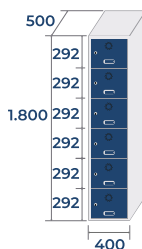
ECOB-30/2 PRO
44kg · 0,54m³



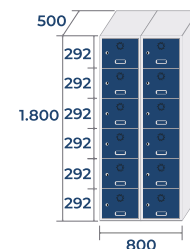
ECOB-30/3 PRO
63,5kg · 0,81m³



ECOB-30/4 PRO
83kg · 1,08m³



ECOB-40/1 PRO
28,1kg · 0,36m³



ECOB-40/2 PRO
51,2kg · 0,72m³




ECOB-40/3 PRO
74,3kg · 1,08m³




COMBINAISONS ET MESURES

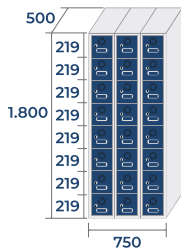
SÉRIE **ECOZ PRO**



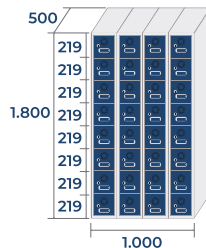
ECOZ-25/1 PRO
24,4kg · 0,22m³



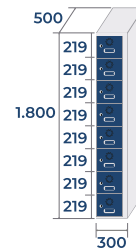
ECOZ-25/2 PRO
43,8kg · 0,45m³




ECOZ-25/3 PRO
63,2kg · 0,67m³



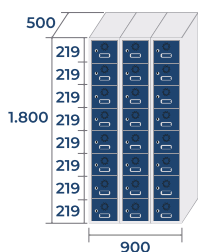
ECOZ-25/4 PRO
82,6kg · 0,9m³



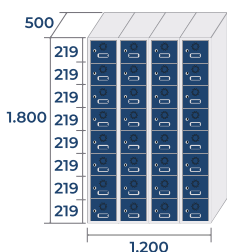
ECOZ-30/1 PRO
26,7kg · 0,27m³



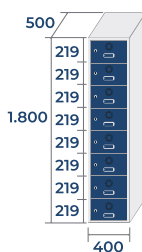
ECOZ-30/2 PRO
48,4kg · 0,54m³



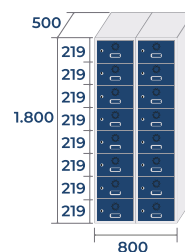
ECOZ-30/3 PRO
70,1kg · 0,81m³



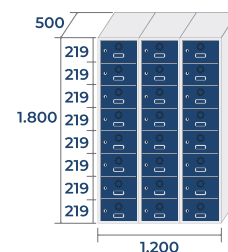
ECOZ-30/4 PRO
91,8kg · 1,08m³



ECOZ-40/1 PRO
30,9kg · 0,36m³




ECOZ-40/2 PRO
56,8kg · 0,72m³




ECOZ-40/3 PRO
82,7kg · 1,08m³

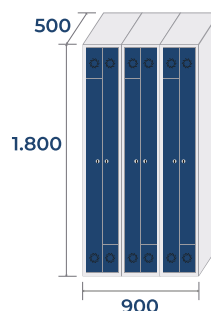
SÉRIE **ECOL PRO**



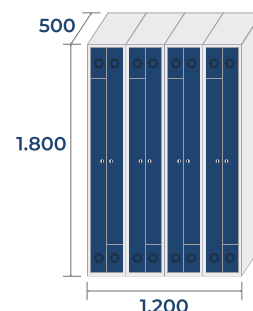
ECOL-30/1 PRO
24,4kg · 0,27m³




ECOL-30/2 PRO
42,9kg · 0,54m³



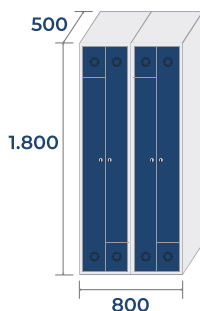
ECOL-30/3 PRO
61,3kg · 0,81m³



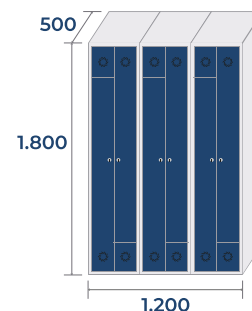
ECOL-30/4 PRO
79,8kg · 1,08m³



ECOL-40/1 PRO
28,1kg · 0,36m³



ECOL-40/2 PRO
50,2kg · 0,72m³



ECOL-40/3 PRO
72,3kg · 1,08m³



DIMENSIONS INTÉRIEURES

250

300

400

H x L x P

H x L x P

H x L x P

ECOV 1.724x183x451 mm 1.724x233x451 mm 1.724x333x451 mm

ECOT 847x183x451 mm 847x233x451 mm 847x333x451 mm

ECOM 554x183x451 mm 554x233x451 mm 554x333x451 mm

ECOC 408x183x451 mm 408x233x451 mm 408x333x451 mm

ECOP 320x183x451 mm 320x233x451 mm 320x333x451 mm

ECOB 262x183x451 mm 262x233x451 mm 262x333x451 mm

ECOZ 189x183x451 mm 189x233x451 mm 189x333x451 mm

ECOL 1.158/263x110/234 x451 mm 1.158/263x159/334 x451 mm



EMBALLAGE EN PACK

Les casiers sont emballés individuellement dans un emballage en carton, à l'aide de feuillets d'emballage recyclés et recyclables.

L'emballage de départ contient des instructions de montage.

Les dimensions de l'emballage sont les suivantes : 1.850 mm de haut x 530 mm de long x 65 mm d'épaisseur, selon le modèle.






POSE DES PIEDS

PIEDS EN PVC

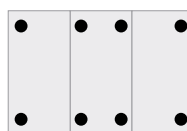
25/1 PRO





25/2 PRO



25/3 PRO




25/4 PRO



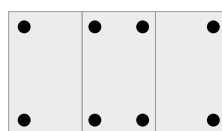

30/1 PRO





30/2 PRO




30/3 PRO





30/4 PRO





40/1 PRO



40/2 PRO



40/3 PRO






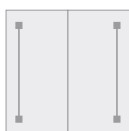
POSE DES PIEDS

PIEDS EN ACIER

25/1 PRO




25/2 PRO



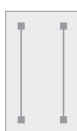
25/3 PRO



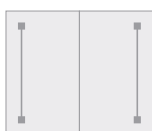

25/4 PRO




30/1 PRO




30/2 PRO




30/3 PRO



30/4 PRO



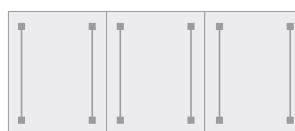

40/1 PRO



40/2 PRO



40/3 PRO





FIXATION MURALE

Recommandation d'installation

Il est recommandé de fixer le casier au mur afin de garantir sa stabilité et d'éviter tout risque de basculement lors de son utilisation.

Sélectionner les vis, rondelles et chevilles les plus adaptées en fonction du type de mur sur lequel l'armoire sera fixée.

Quincaillerie non incluse.

