



TECHNICAL DATA SHEET  
**BENCHES**  
*MELAMINE BENCHES*



# SERIES



**BANC-1-1000-ME**



**BANC-2-1500-ME**



**BANC-3-1500-ME**

# CHARACTERISTICS

## Chassis

- Made of steel tube of 1.5 mm thickness.
- Painted in grey RAL 7035 Micro-textured finish. Minimum thickness of the coating: 50 microns.
- Frame, tubes and legs made of steel tube of 30x30 mm.
- Shoe rack made of steel tubes of 20x10 mm.
- Great resistance.
- Feet and tubes for the coat hooks and upper rack with PVC stops.
- With adjustable plug for legs.
- With shoe rack.

## Slats

Made of médium density fiber panel of 19 mm thickness, covert with decorative paper, impregnated with melamine resins.


### GENERAL CHARACTERISTICS OF THE AGGLOMERATE SUPPORT

Property	Test method	Requirement
Thickness <i>(at one and the same panel and between panels)</i>	UNE-EN 324-1	±0.3mm
Length <i>(Between nominal and real)</i>	UNE-EN 324-1	±5.0mm
Width <i>(Between nominal and real)</i>	UNE-EN 324-1	±5.0mm
Squared timber cut	UNE-EN 324-2	2.0mm/m
Content of humidity	UNE-EN 322	Between 5% y 13%
Density <i>(variation at the average density of a panel)</i>	UNE-EN 323	±10%
Formaldehyd <i>(Class E1)</i>	UNE-EN 120	Less than 8 mg/100 g dry panel




# MELAMINE COLOURS (SLATS)


## WATER-RESISTANT MELAMINE COLOURS



**WHITE**  
M-060



**LIGHT GREY**  
M-34W



**RED**  
M-172




**DARK BLUE**  
M-55C



**DARK GREY**  
M-4AT

## MELAMINE COLOURS



**CREAM**  
M-183




**YELLOW**  
M-22G



**ORANGE**  
M-28G



**GREEN**  
M-023



**LIGHT BLUE**  
M-U522



**ALUMINIUM**  
M-72E



**BLACK**  
M-231




**BEECH**  
MM-240




**ACACIA**  
M-50D




**CALEDORIAN OAK**  
M-515



**JOPLIN OAK**  
M-17N




**JACKET OAK**  
M-75V



**TAIGA ASH**  
M-18N




**APOLO CEMENT**  
M-99Q



**TEIDE CEMENT**  
M-06F

# METALLIC COLOURS (CHASSIS)

## STANDARD COLOUR



**RAL 7035**  
Luminous grey  
Código HEX: #c5c7c4

## GROUP 1



**RAL 5010**  
Gencana blue  
Código HEX: #004f7c

**RAL 9010**  
Pure white  
Código HEX: #f1ece1

**RAL 3000**  
Red  
Código HEX: #a72920

**RAL 6034**  
Pastel turquoise  
Código HEX: #7aacac

**RAL 7016**  
Anthracite grey  
Código HEX: #383e42

**RAL 9005**  
Intense black  
Código HEX: #0e0e10

## GROUP 2



**RAL 9001**  
Cream white  
Código HEX: #e9e0d2

**RAL 1017**  
Saffron yellow  
Código HEX: #f6a950

**RAL 1021**  
Rapeseed yellow  
Código HEX: #f6b600

**RAL 2004**  
Pure orange  
Código HEX: #e25303

**RAL 3017**  
Pink  
Código HEX: #cb555d



**RAL 3005**  
Wine red  
Código HEX: #59191f

**RAL 4005**  
Lilac  
Código HEX: #76689a

**RAL 6029**  
Mint green  
Código HEX: #006f3d

**RAL 5015**  
Sky blue  
Código HEX: #007cb0

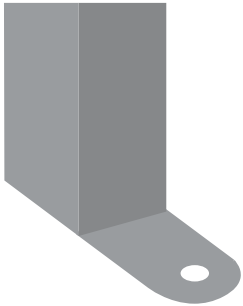
**RAL 5023**  
Distant blue  
Código HEX: #42698c



**RAL 9006**  
White aluminium  
Código HEX: #a1a1a0

**RAL 7036**  
Platinum grey  
Código HEX: #979392

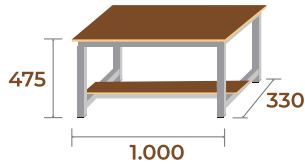
# OPTIONS



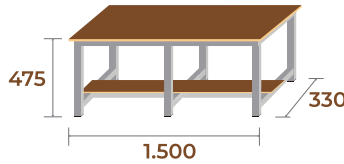
Floor fixing

# COMBINATIONS AND DIMENSIONS

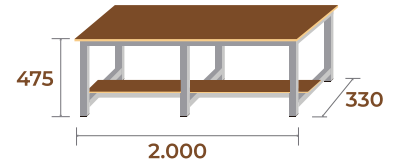
## BANC-1-ME SERIES



**BANC-1-1000-ME**  
12kg · 0,19m<sup>3</sup>

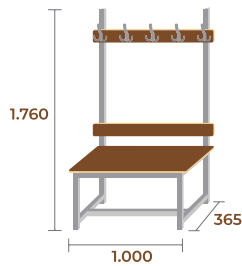


**BANC-1-1500-ME**  
12kg · 0,19m<sup>3</sup>

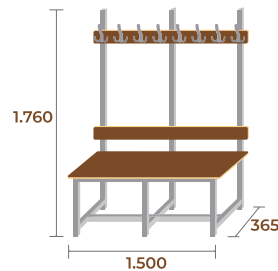


**BANC-1-2000-ME**  
20,5kg · 0,38m<sup>3</sup>

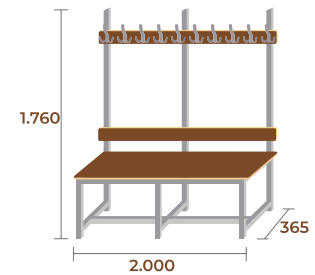
## BANC-2-ME SERIES



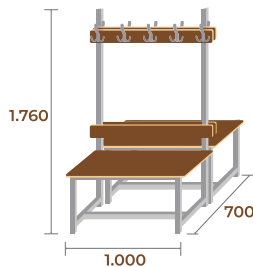
**BANC-2-1000-ME**  
5 ↓



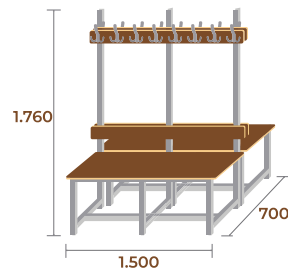
**BANC-2-1500-ME**  
8 ↓



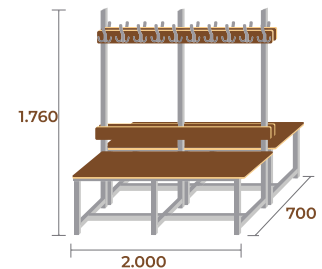
**BANC-2-2000-ME**  
10 ↓



**BANC-2-1000-ME-DC**  
10 ↓



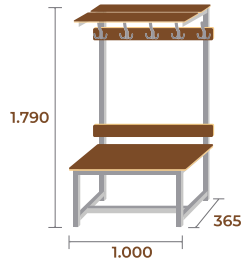
**BANC-2-1500-ME-DC**  
16 ↓



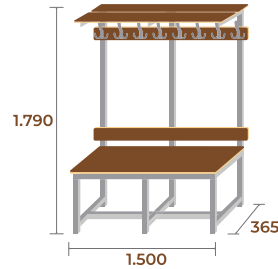
**BANC-2-2000-ME-DC**  
20 ↓

# COMBINATIONS AND DIMENSIONS

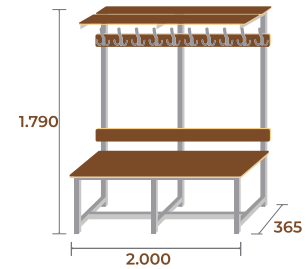
## BANC-3-ME SERIES



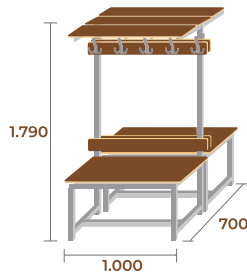
**BANC-3-1000-ME**  
5 ↓



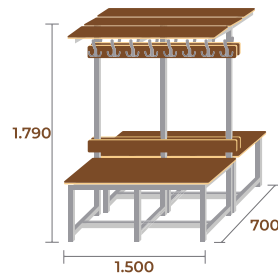
**BANC-3-1500-ME**  
8 ↓



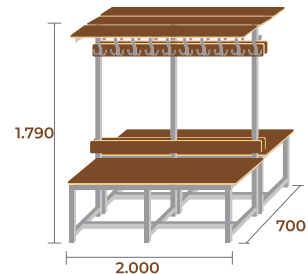
**BANC-3-2000-ME**  
10 ↓



**BANC-3-1000-ME-DC**  
10 ↓



**BANC-3-1500-ME-DC**  
16 ↓



**BANC-3-2000-ME-DC**  
20 ↓