

TECHNICAL DATA SHEET
SPECIAL LOCKERS
CLEANING MATERIAL LOCKER





CHARACTERISTICS

Manufactured with cold laminated steel sheet metal, quality DC 01, according to the European Norm EN 10130 with a carbon content of less than 0.12%.

Metal thickness of 0.6 mm.

Previous passivation and degreasing treatment with amorphous phosphating before painting.

Dried in a polymerization oven at 180°C during 15 minutes.

Painted with Epoxy-polyester-powder, through robotized cabins.

Body and door in grey RAL 7035, micro-textured finish. Minimum thickness of the painting: 50 microns.

Door with welded reinforcement and ventilation rosette.

Chromed standard cylinder locks with two keys per lock.

Includes plastic hanging box and coat rack.






METALLIC COLOURS



RAL 9010
Pure white
Código HEX: #f1ece1



RAL 9001
Cream white
Código HEX: #e9e0d2



RAL 1017
Saffron yellow
Código HEX: #f6a950



RAL 1021
Rapeseed yellow
Código HEX: #f6b600



RAL 2004
Pure orange
Código HEX: #e25303



RAL 4010
Magenta
Código HEX: #bc4077



RAL 3017
Pink
Código HEX: #cb555d



RAL 3000
Red
Código HEX: #a72920



RAL 3005
Wine red
Código HEX: #59191f



RAL 4005
Lilac
Código HEX: #76689a



RAL 6029
Mint green
Código HEX: #006f3d



RAL 6034
Pastel turquoise
Código HEX: #7aacac



RAL 5015
Sky blue
Código HEX: #007cb0



RAL 5023
Distant blue
Código HEX: #42698c



RAL 5010
Gencana blue
Código HEX: #004f7c



RAL 8025
Pale brown
Código HEX: #755847



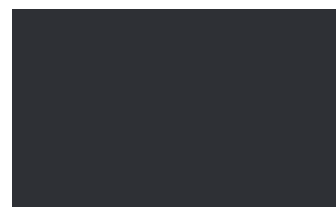
RAL 7035
Luminous grey
Código HEX: #c5c7c4




RAL 9006
White aluminium
Código HEX: #a1a1a0



RAL 7036
Platinum grey
Código HEX: #979392



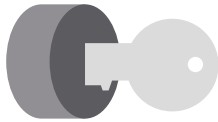
RAL 7016
Anthracite grey
Código HEX: #383e42



RAL 9005
Intense black
Código HEX: #0e0e10




LOCKS



Key lock
For metal doors




Latch bolt
For melamine doors
For HPL doors
For methacrylate doors




Padlockable Polyamide Lock
For metal doors



Padlockable Metallic Lock 1
For metal doors




Padlockable Metallic Lock 2
For metal doors
For melamine doors
For HPL doors
For methacrylate doors



Metal handle
For metal doors
For melamine doors
For HPL doors
For methacrylate doors




Coin-operated Lock (coin-return)
For metal doors
For melamine doors
For HPL doors
For methacrylate doors



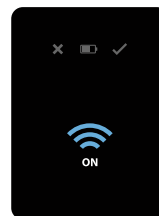
Coin-operated Lock + Coin Collect Box
For metal doors
For melamine doors
For HPL doors
For methacrylate doors



Lock of 4 manual digits with emergency key
For metal doors
For melamine doors
For HPL doors
For methacrylate doors



TELEC
Electronic lock combination
For metal doors
For melamine doors
For HPL doors
For methacrylate doors



PROXI
Electronic lock of proximity
For metal doors
For melamine doors
For HPL doors
For methacrylate doors



TELOCK
Electronic lock combination
For metal doors
For melamine doors
For HPL doors
For methacrylate doors




SOLOCK
Electronic lock combination
For metal doors
For melamine doors
For HPL doors
For methacrylate doors



FYLOCK
Electronic lock
For metal doors
For melamine doors
For HPL doors
For methacrylate doors



COMBINATIONS AND DIMENSIONS



AL-1

400

Height x Width x Depth

AL-1 1.692/490x432/225x473 mm



WALL FIXING

Installation recommendation

It is recommended to secure the locker to the wall to ensure stability and prevent tipping during use. Select the most suitable screws, washers and plugs according to the type of wall to which the unit will be anchored.

Fittings not included.

