

**TECHNICAL DATA SHEET**  
**HPL LOCKERS**

*V, T, M, C, P, B, Z and L SERIES*




# SERIES



**FV SERIES**  
1 door per column



**FT SERIES**  
2 doors per column



**FM SERIES**  
3 doors per column



**FC SERIES**  
4 doors per column



**FP SERIES**  
5 doors per column



**FB SERIES**  
6 doors per column



**FZ SERIES**  
8 doors per column



**FL SERIES**  
2-L shaped doors per column

# CHARACTERISTICS

## Technical features

- Made of HPL-panels of phenolic resins.
- Rigid material, water-resistant, fire-resistant, antibacterial and adequate for wet areas.
- Highly resistant against wear, that is why it is ideal for applications with a high index of use and frequent cleaning.
- Core of black colour.
- According to the european norms EN 438-1 and EN 438-2.
- Density 1450 Kg/m<sup>3</sup> according to DIN 53479.
- Water-absorption of less than 3%.
- Side panels of 10 mm thickness.

## Doors

- Panel of 12 mm thickness for doors.
- Rounded edges.

## Back panel

- Backpanel grooved HPL of 4 mm thickness and is absolutely framed.

## Accessories

- Key lock with removable cylinder and master key. With two user keys.
- PVC legs, adjustable to 150 mm.
- Aluminium coat rod with two a.b.s. hooks. (Models FV, FT and FL).
- Internal shelf of 10 mm thickness at the model FV.
- Screws of stainless steel A2. Cup hinges, double zinc plated and with triple regulation.
- Numeration plates included.
- One hinge with brake at each door.
- Adjustable PVC-legs.
- Maintenance-free.


## Easy cleaning

- The nonporous surface repels dirt. Easy cleaning of the HPL, with normal chemical detergents, or with sanitizing products, against which the material is inalterable. In case of cleaning it from graffiti it can be used an organic dissolvent without risk of alteration of the colour.
- Resistant against food residuals and colourants, as they do not affect neither the properties nor the appearance of the HPL (phenolic material). The Steel wool, or similar products, are not recommended, as they can scratch the surface and create cavities of corrosión, especially at the stainless Steel components. Take special care with the use of materials which contain chlorides, as they are contraindicated, as they can caus oxidation. Hydrochloric acid or iron products in prolonged contact, are also not recommended. Never use common Steel cleaners for stainless Steel!


# HPL COLOURS (DOORS)



**WHITE**  
F-085



**LIGHT GREY**  
F-0074




**DARK BLUE**  
M-0717



**DARK GREY**  
F-0077



**RED**  
F-0210



**CREAM**  
F-0851



**YELLOW**  
F-0010



**ORANGE**  
F-0011



**LIGHT GREEN**  
F-0725



**DARK GREEN**  
F-0591



**TURQUOISE**  
F-0876



**BURGUNDY**  
F-0318



**LIGHT BLUE**  
F-0718




**ALUMINIUM**  
F-0193



**BLACK**  
F-0080



**LIGHT WOOD**  
FM-100




**DARK WOOD**  
FM-200




**ASH OAK**  
F-3235



**ROCK CEMENT**  
F-0026




**EARTH CEMENT**  
F-0027




**CHOCOLATE**  
F-0863


# LOCKS



**Latch bolt**  
For melamine doors  
For HPL doors  
For methacrylate doors




**Padlockable Metallic Lock 2**  
For metal doors  
For melamine doors  
For HPL doors  
For methacrylate doors



**Metal handle**  
For metal doors  
For melamine doors  
For HPL doors  
For methacrylate doors




**Coin-operated Lock (coin-return)**  
For metal doors  
For melamine doors  
For HPL doors  
For methacrylate doors



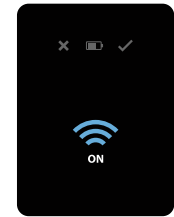
**Coin-operated Lock + Coin Collect Box**  
For metal doors  
For melamine doors  
For HPL doors  
For methacrylate doors



**Lock of 4 manual digits with emergency key**  
For metal doors  
For melamine doors  
For HPL doors  
For methacrylate doors



**TELEC**  
**Electronic lock combination**  
For metal doors  
For melamine doors  
For HPL doors  
For methacrylate doors



**PROXI**  
**Electronic lock of proximity**  
For metal doors  
For melamine doors  
For HPL doors  
For methacrylate doors



**TELOCK**  
**Electronic lock combination**  
For metal doors  
For melamine doors  
For HPL doors  
For methacrylate doors



**SOLOCK**  
**Electronic lock combination**  
For metal doors  
For melamine doors  
For HPL doors  
For methacrylate doors




**FYLOCK**  
**Electronic lock**  
For metal doors  
For melamine doors  
For HPL doors  
For methacrylate doors

# OPTIONS




Mailbox slot




Slope top  
F-085 colour



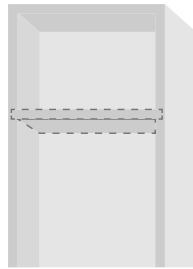
Decorative end panel  
The same colour as the door



Socle  
F-085 colour



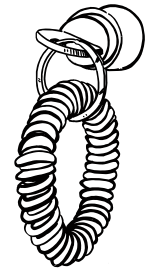
Centre part division  
FV-40 series



Additional shelf




Door opening limiter  
90°.




Elastic bracelet  
With numbering option

# COMBINATIONS AND DIMENSIONS

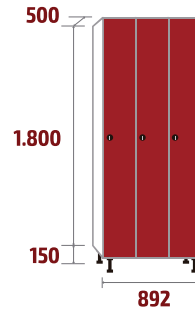
## FVP SERIES



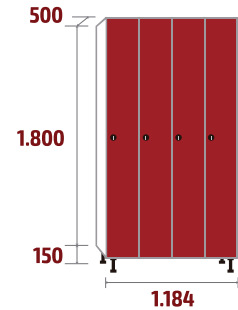
**FV-30/1**  
43,6kg · 0,27m<sup>3</sup>




**FV-30/2**  
74,05kg · 0,54m<sup>3</sup>




**FV-30/3**  
104,3kg · 0,81m<sup>3</sup>



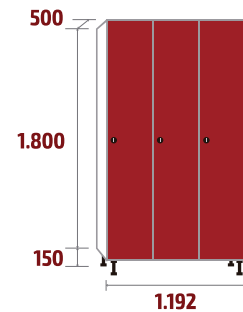
**FV-30/4**  
134,85kg · 1,07m<sup>3</sup>



**FV-40/1**  
49kg · 0,36m<sup>3</sup>

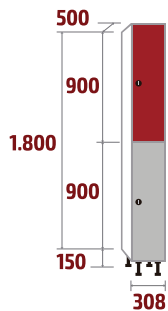


**FV-40/2**  
84,85kg · 0,71m<sup>3</sup>

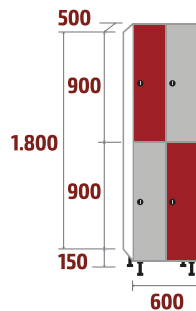


**FV-40/3**  
120,8kg · 1,06m<sup>3</sup>

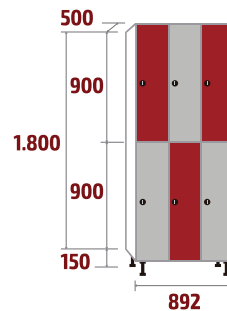
## FTP SERIES



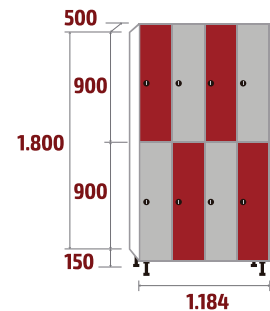
**FT-30/1**  
44,1kg · 0,27m<sup>3</sup>



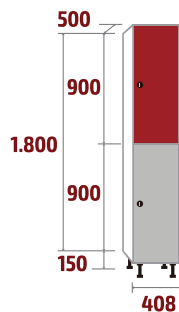
**FT-30/2**  
75,05kg · 0,54m<sup>3</sup>



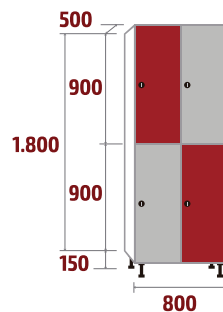
**FT-30/3**  
105,8kg · 0,81m<sup>3</sup>



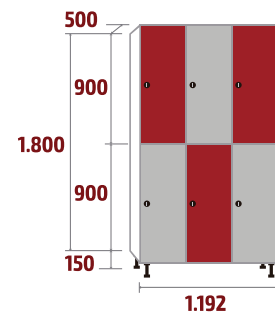
**FT-30/4**  
136,85kg · 1,07m<sup>3</sup>



**FT-40/1**  
49,5kg · 0,36m<sup>3</sup>



**FT-40/2**  
85,85kg · 0,71m<sup>3</sup>

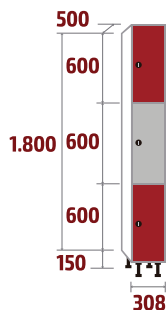


**FT-40/3**  
122,3kg · 1,06m<sup>3</sup>

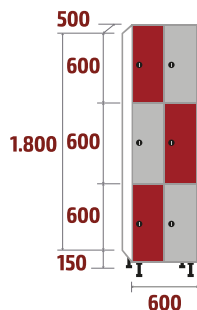


# COMBINATIONS AND DIMENSIONS

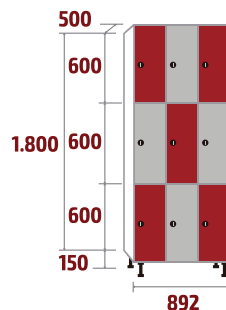
## FMP SERIES



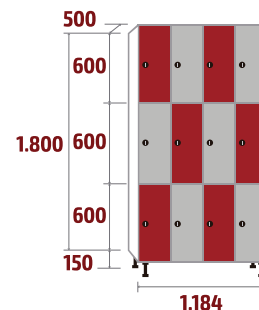
**FM-30/1**  
47kg . 0,27m<sup>3</sup>



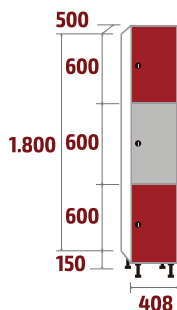
**FM-30/2**  
80kg . 0,54m<sup>3</sup>



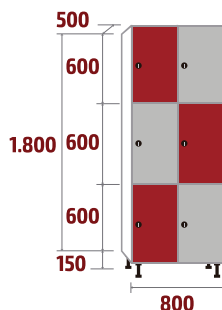
**FM-30/3**  
114kg . 0,81m<sup>3</sup>



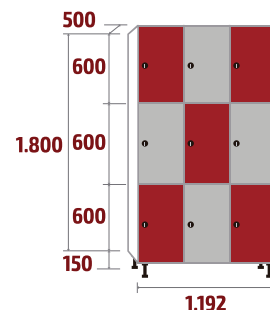
**FM-30/4**  
148kg . 1,07m<sup>3</sup>



**FM-40/1**  
53kg . 0,36m<sup>3</sup>

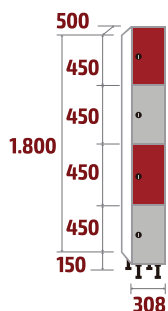


**FM-40/2**  
93kg . 0,71m<sup>3</sup>

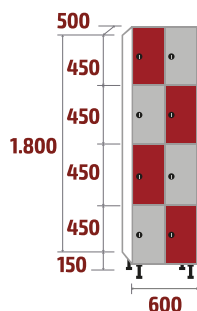


**FM-40/3**  
133kg . 1,06m<sup>3</sup>

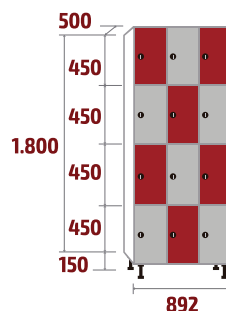
## FCP SERIES



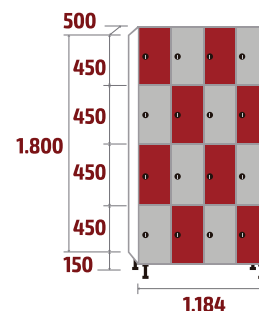
**FC-30/1**  
50kg . 0,27m<sup>3</sup>



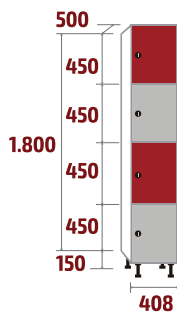
**FC-30/2**  
86kg . 0,54m<sup>3</sup>



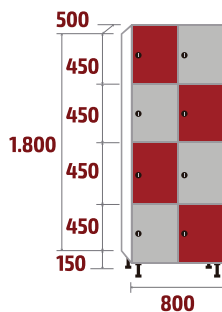
**FC-30/3**  
122kg . 0,81m<sup>3</sup>



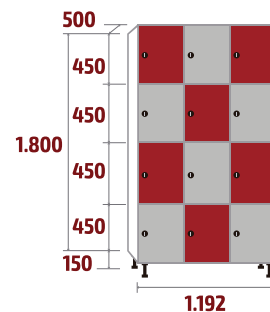
**FC-30/4**  
158kg . 1,07m<sup>3</sup>



**FC-40/1**  
56kg . 0,36m<sup>3</sup>



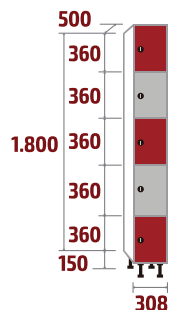
**FC-40/2**  
99kg . 0,71m<sup>3</sup>



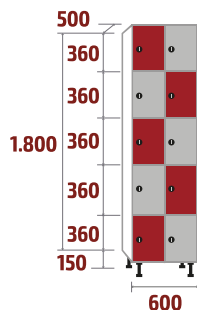
**FC-40/3**  
143kg . 1,06m<sup>3</sup>

# COMBINATIONS AND DIMENSIONS

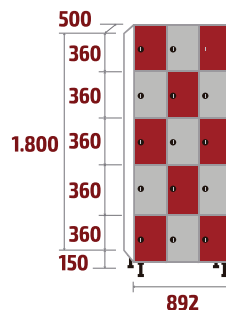
## FPP SERIES



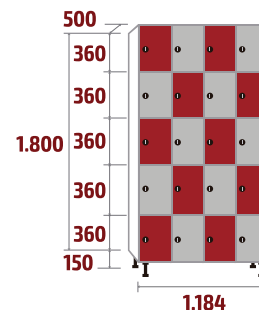
**FP-30/1**  
52kg . 0,27m<sup>3</sup>




**FP-30/2**  
91kg . 0,54m<sup>3</sup>



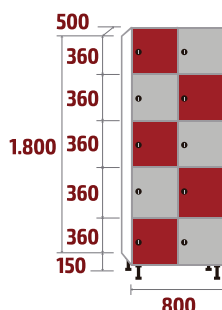
**FP-30/3**  
1130kg . 0,81m<sup>3</sup>



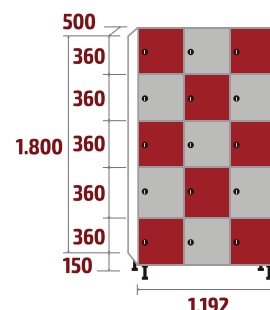
**FP-30/4**  
169kg . 1,07m<sup>3</sup>



**FP-40/1**  
60kg . 0,36m<sup>3</sup>

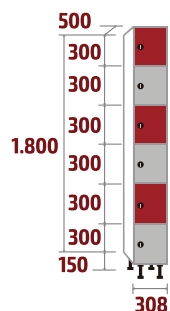


**FP-40/2**  
106kg . 0,71m<sup>3</sup>

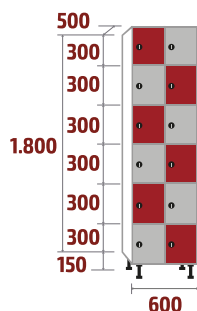


**FP-40/3**  
153kg . 1,06m<sup>3</sup>

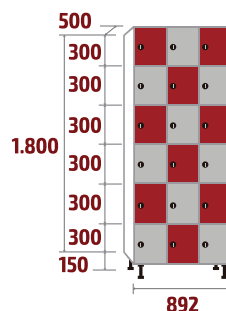
## FBP SERIES



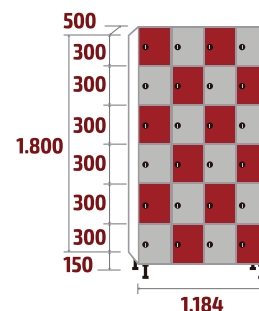
**FB-30/1**  
55kg . 0,27m<sup>3</sup>




**FB-30/2**  
96kg . 0,54m<sup>3</sup>



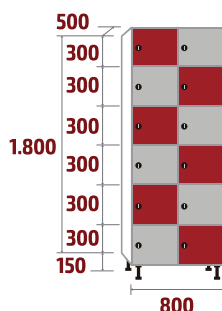
**FB-30/3**  
138kg . 0,81m<sup>3</sup>



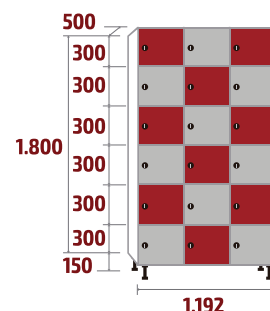
**FB-30/4**  
180kg . 1,07m<sup>3</sup>



**FB-40/1**  
63kg . 0,36m<sup>3</sup>



**FB-40/2**  
113kg . 0,71m<sup>3</sup>

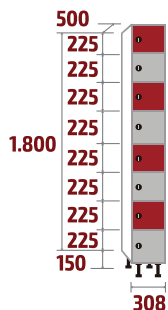


**FB-40/3**  
164kg . 1,06m<sup>3</sup>

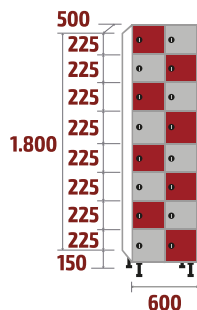


# COMBINATIONS AND DIMENSIONS

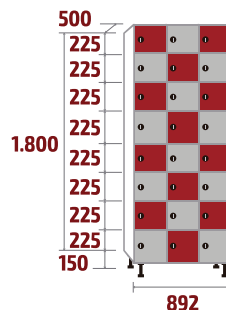
## FZP SERIES



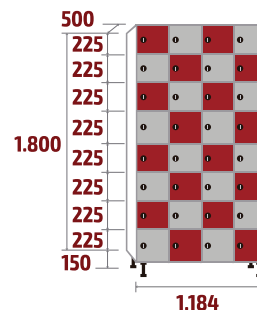
**FZ-30/1**  
60kg · 0,27m<sup>3</sup>




**FZ-30/2**  
107kg · 0,54m<sup>3</sup>



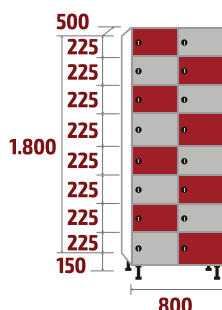
**FZ-30/3**  
154kg · 0,81m<sup>3</sup>



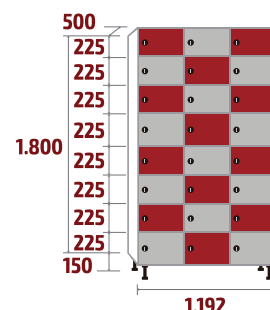
**FZ-30/4**  
201kg · 1,07m<sup>3</sup>



**FZ-40/1**  
70kg · 0,36m<sup>3</sup>




**FZ-40/2**  
127kg · 0,71m<sup>3</sup>

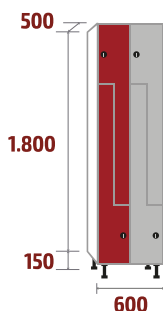


**FZ-40/3**  
184kg · 1,06m<sup>3</sup>

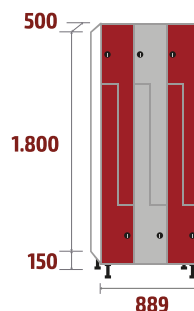
## FLP SERIES



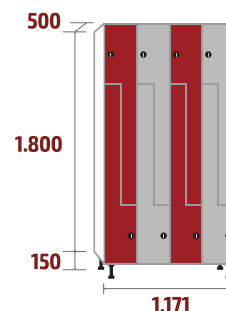
**FL-30/1**  
51kg · 0,27m<sup>3</sup>



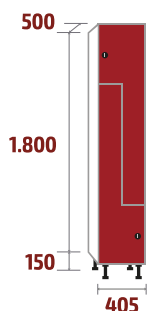
**FL-30/2**  
92kg · 0,54m<sup>3</sup>



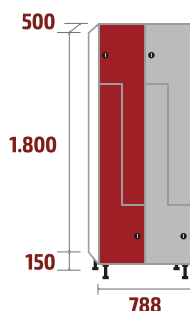
**FL-30/3**  
134kg · 0,81m<sup>3</sup>



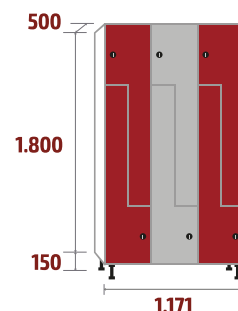
**FL-30/4**  
175kg · 1,07m<sup>3</sup>



**FL-40/1**  
56kg · 0,36m<sup>3</sup>



**FL-40/2**  
103kg · 0,71m<sup>3</sup>



**FL-40/3**  
150kg · 1,06m<sup>3</sup>