


TECHNICAL DATA SHEET **HYDROPHOBIC MELAMINE LOCKERS**

V, T, M, C, P, B, Z and L SERIES






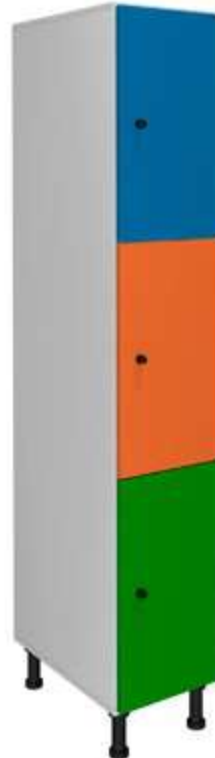
SERIES



MHV SERIES
1 door per column



MHT SERIES
2 doors per column



MHM SERIES
3 doors per column




MHC SERIES
4 doors per column




MHP SERIES
5 doors per column



MHB SERIES
6 doors per column



MHZ SERIES
8 doors per column



MHL SERIES
2 L-shaped doors per column



CHARACTERISTICS

Body

Made of water-resistant chipboard with medium density fibers, 16 mm thick and coated with decorative paper impregnated with melamine resins. PVC-edged in white colour.

This board meets at least the characteristics specified in standard UNE-EN 312 for board type P3:

Propety	Flexion	MOE	Trac. Perp.	Trac. Sup.	Hinch. 24 h	Trac. Perp. (T-313)	Hinch. 24 h (T-313)	Trac. Perp. (T-100)
Test	UNE-EN 310	UNE-EN 310	UNE-EN 319	UNE-EN 311	UNE-EN 317	UNE-EN 321	UNE-EN 321	UNE-EN 1087-1
Units	N/mm ²	N/mm ²	N/mm ²	N/mm ²	%	N/mm ²	%	N/mm ²
3 a 4	-13,0	-1.800	-0,50	-0,80	-17,0	-0,18	-15,0	-0,09
> 4 a 6	-14,0	-1.950	-0,50	-0,80	-16,0	-0,18	-14,0	-0,09
> 6 a 13	-15,0	-2.050	-0,45	-0,80	-14,0	-0,15	-14,0	-0,09
> 13 a 20	-14,0	-1.950	-0,45	-0,80	-14,0	-0,13	-13,0	-0,08
> 20 a 25	-12,0	-1.850	-0,40	-0,80	-13,0	-0,12	-12,0	-0,07
> 25 a 32	-11,0	-1.700	-0,35	-0,80	-13,0	-0,10	-12,0	-0,07
> 32 a 40	-9,0	-1.550	-0,30	-0,80	-12,0	-0,09	-11,0	-0,06
> 40	7,0	-1.350	-0,25	-0,80	-12,0	-0,08	-11,0	-0,06

(*) Compliance with T-313 or T-100 is sufficient

Door opening at 110°.

Melamine doors option

Doors in melamine or hydrophobic melamine of one design at two faces. 19 mm thicknesses. PVC-edged.

HPL doors option

Made of HPL-panels of phenolic resins.

Rigid material, water-resistant, antibacterial and adequate for wet areas.

Highly resistant against wear, that is why it is ideal for applications with a high index of use and frequent cleaning.

Core of black colour.

According to the european norms EN 438-1 and EN 438-2. Density 1450 Kg/m³ according to DIN 53479. Water-absorption of less than 3%.

Panel of 12 mm thickness for side panels and doors. Rounded edges

Maintenance-free.

Rear

Made of perforated tablex and fully framed. Panel of 3 mm thickness.

Accessories

A2 stainless steel screws and hinges with A2 stainless spring. Cup hinges, double zinc plated and with triple regulation.

Aluminum hanger bar with two hanger hooks in a.b.s. (MHV, MHT y MHL Series).

One hinge with brake at each door.

Superior shelf (MHV model).

Latch operated lock with removable cylinder and master key. With two user keys.


Adjustable PVC-legs.

Numeration plates included.




MELAMINE COLOURS (DOORS)

WATER-RESISTANT MELAMINE COLOURS



WHITE
M-060
NCS Code: **S 0500-N**



LIGHT GREY
M-34W
NCS Code: **S 1502-B**



RED
M-172
NCS Code: **S1580-Y90R**




DARK BLUE
M-55C
NCS Code: **S 4050-R80B**



DARK GREY
M-4AT
NCS Code: **7502-B**

MELAMINE COLOURS



CREAM
M-183
NCS Code: **S 0804-Y50R**



YELLOW
M-22G



ORANGE
M-28G
NCS Code: **S 0580-Y50R**



PINK
M-35W
NCS Code: **S 1060-R30B**



GREEN
M-023
NCS Code: **S 1060-G40Y**



LIGHT BLUE
M-U522
NCS Code: **S 1030-R80B**



ALUMINIUM
M-72E




BLACK
M-231
NCS Code: **9000N**



BEECH
MM-240



ACACIA
M-50D



CALEDORIAN OAK
M-515



JOPLIN OAK
M-17N



JACKET OAK
M-75V



TAIGA ASH
M-18N



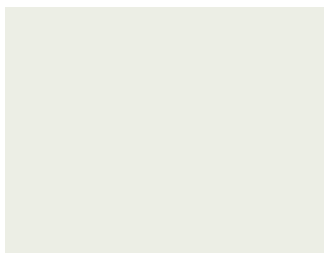
APOLO CEMENT
M-99Q



TEIDE CEMENT
M-06F



HPL COLOURS (DOORS)



WHITE

F-085


NCS Code: **S 0502-G50Y**



LIGHT GREY

F-0074

NCS Code: **S 2500-N**



CREAM

F-0851

NCS Code: **S 0505-Y30R**



YELLOW

F-0010


NCS Code: **S 0580-Y10R**



ORANGE

F-0011

NCS Code: **S 0570-Y40R**



PINK

F-0232

NCS Code: **S 1060-R20B**



RED

F-0210

NCS Code: **S 0580-Y90R**



LIGHT GREEN

F-0725

NCS Code: **S 1060-G60Y**



DARK GREEN

F-6921

NCS Code: **S 2060-G30Y**



TURQUOISE

F-2478

NCS Code: **S 3050-B30G**



BURGUNDY

F-0318

NCS Code: **S 4050-R**



LIGHT BLUE

F-0718


NCS Code: **S 1030-R90B**



DARK BLUE

M-0717

NCS Code: **2060-R90B**



ALUMINIUM

F-0193

LRV - 47.2



DARK GREY

F-0077

NCS Code: **S 7005-R50B**



BLACK

F-0080

NCS Code: **S 9000-N**



LIGHT WOOD

FM-100




DARK WOOD


FM-200




LOCKS



Latch bolt
 For melamine doors
 For HPL doors
 For methacrylate doors




Padlockable Metallic Lock 2
 For metal doors
 For melamine doors
 For HPL doors
 For methacrylate doors



Metal handle
 For metal doors
 For melamine doors
 For HPL doors
 For methacrylate doors




Coin-operated Lock (coin-return)
 For metal doors
 For melamine doors
 For HPL doors
 For methacrylate doors



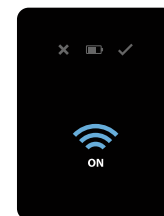
Coin-operated Lock + Coin Collect Box
 For metal doors
 For melamine doors
 For HPL doors
 For methacrylate doors



Lock of 4 manual digits with emergency key
 For metal doors
 For melamine doors
 For HPL doors
 For methacrylate doors



TELEC
Electronic lock combination
 For metal doors
 For melamine doors
 For HPL doors
 For methacrylate doors



PROXI
Electronic lock of proximity
 For metal doors
 For melamine doors
 For HPL doors
 For methacrylate doors



TELOCK
Electronic lock combination
 For metal doors
 For melamine doors
 For HPL doors
 For methacrylate doors




SOLOCK
Electronic lock combination
 For metal doors
 For melamine doors
 For HPL doors
 For methacrylate doors




FYLOCK
Electronic lock
 For metal doors
 For melamine doors
 For HPL doors
 For methacrylate doors




OPTIONS




Mailbox slot




Slope top
F-085 colour



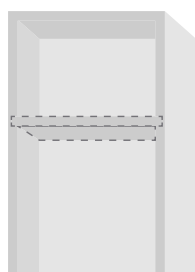
Decorative end panel
The same colour as the door



Socle
F-085 colour



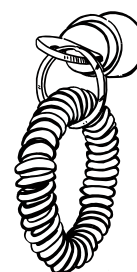
Centre part division
MHV-40 series



Additional shelf



Door opening limiter
90°.

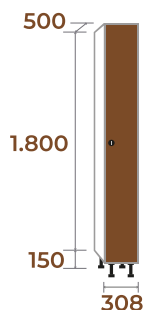


Elastic bracelet
With numbering option

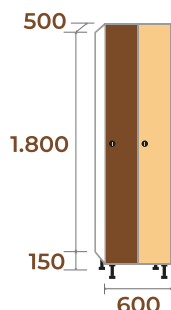


COMBINATIONS AND DIMENSIONS

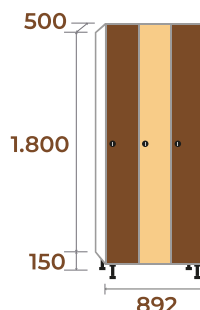
MHV SERIES



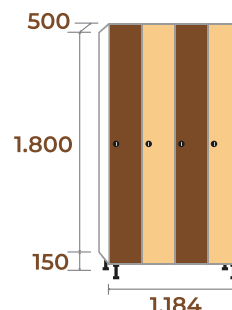
MHV-30/1 | MHFV-30/1
32kg | 34kg . 0,28m³




MHV-30/2 | MHFV-30/2
54kg | 59kg . 0,54m³



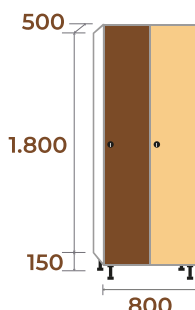
MHV-30/3 | MHFV-30/3
77kg | 83kg . 0,80m³



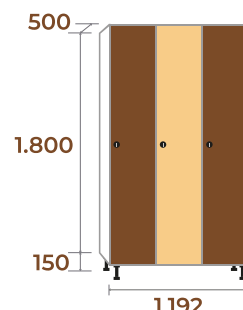
MHV-30/4 | MHFV-30/4
99kg | 108kg . 1,07m³



MHV-40/1 | MHFV-40/1
36kg | 37kg . 0,28m³

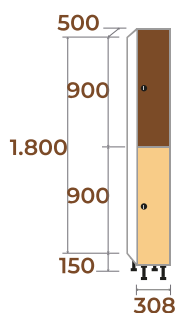


MHV-40/2 | MHFV-40/2
62kg | 68kg . 0,72m³

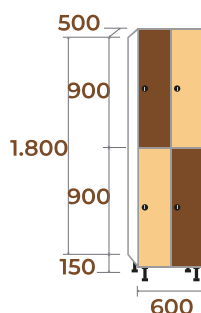


MHV-40/3 | MHFV-40/3
89kg | 97kg . 1,07m³

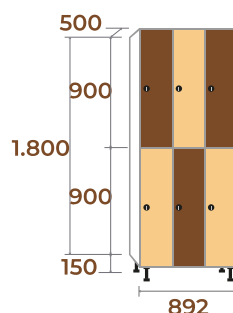
MHT SERIES



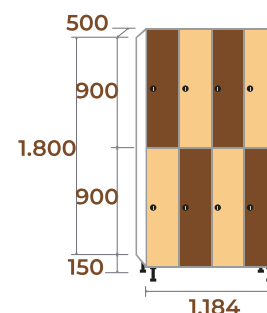
MHT-30/1 | MHFT-30/1
33kg | 35kg . 0,28m³



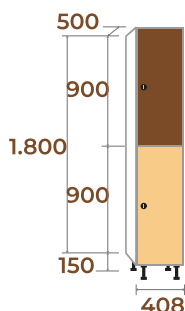
MHT-30/2 | MHFT-30/2
55kg | 60kg . 0,54m³



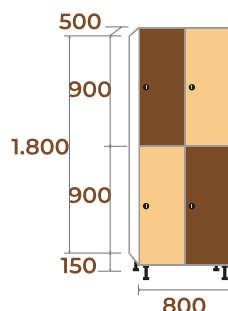
MHT-30/3 | MHFT-30/3
78kg | 85kg . 0,80m³



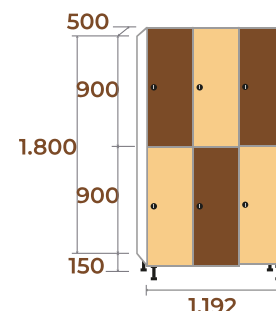
MHT-30/4 | MHFT-30/4
101kg | 110kg . 1,07m³



MHT-40/1 | MHFT-40/1
36kg | 39kg . 0,28m³



MHT-40/2 | MHFT-40/2
63kg | 69kg . 0,72m³



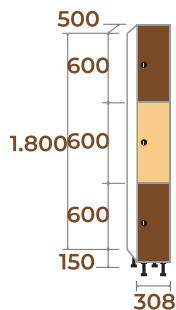
MHT-40/3 | MHFT-40/3
90kg | 99kg . 1,07m³

To the depth of the changing rooms, the thickness of the type of door chosen must be added:
Melamine door: 19 mm thickness.
HPL door: 12 mm thickness.

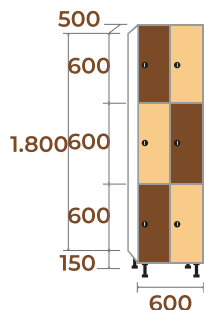


COMBINATIONS AND DIMENSIONS

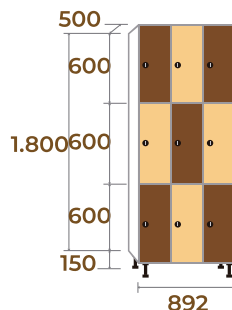
MHM SERIES



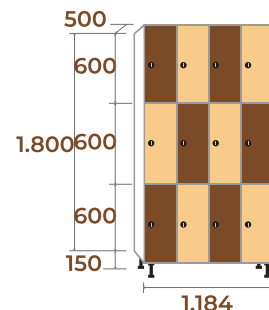
MHM-30/1 | MHFM-30/1
35kg | 37kg . 0,28m³



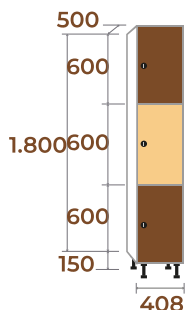
MHM-30/2 | MHFM-30/2
60kg | 64kg . 0,54m³



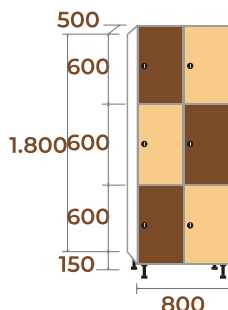
MHM-30/3 | MHFM-30/3
84kg | 91kg . 0,80m³



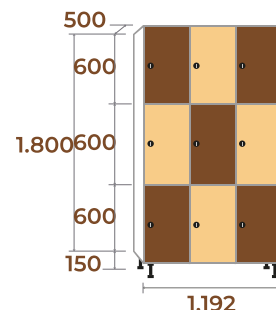
MHM-30/4 | MHFM-30/4
110kg | 118kg . 1,07m³



MHM-40/1 | MHFM-40/1
39kg | 42kg . 0,28m³

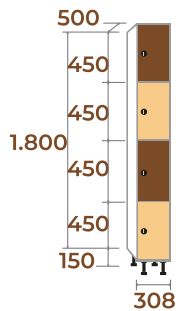


MHM-40/2 | MHFM-40/2
68kg | 74kg . 0,72m³

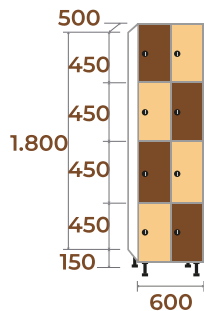


MHM-40/3 | MHFM-40/3
98kg | 107kg . 1,07m³

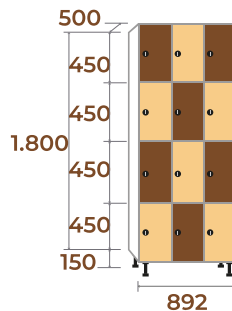
MHC SERIES



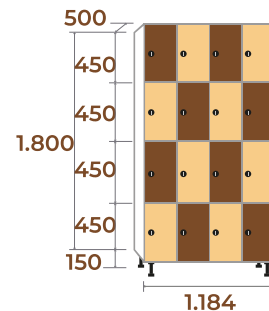
MHC-30/1 | MHFC-30/1
37kg | 39kg . 0,28m³



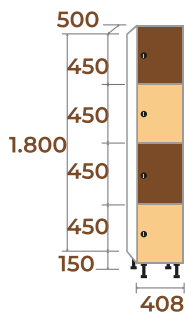
MHC-30/2 | MHFC-30/2
64kg | 68kg . 0,54m³



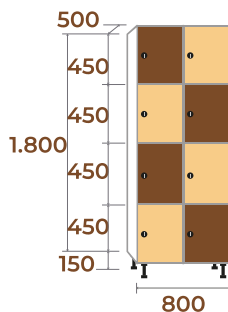
MHC-30/3 | MHFC-30/3
91kg | 97kg . 0,80m³



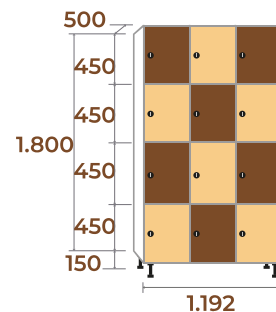
MHC-30/4 | MHFC-30/4
127kg | 107kg . 1,07m³



MHC-40/1 | MHFC-40/1
42kg | 45kg . 0,28m³



MHC-40/2 | MHFC-40/2
74kg | 79kg . 0,72m³



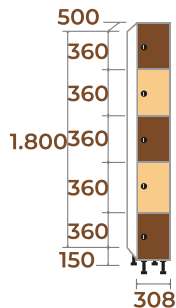
MHC-40/3 | MHFC-40/3
106kg | 115kg . 1,07m³

To the depth of the changing rooms, the thickness of the type of door chosen must be added:
Melamine door: 19 mm thickness.
HPL door: 12 mm thickness.

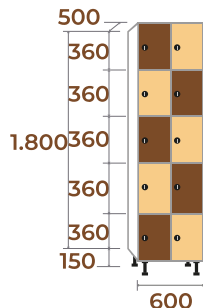


COMBINATIONS AND DIMENSIONS

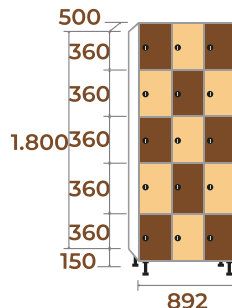
MHP SERIES



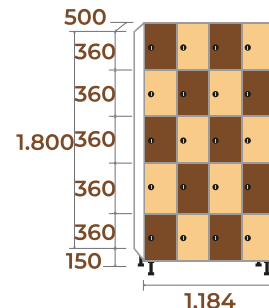
MHP-30/1 | MHFP-30/1
39kg | 41kg . 0,28m³



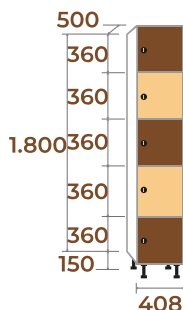
MHP-30/2 | MHFP-30/2
68kg | 72kg . 0,54m³



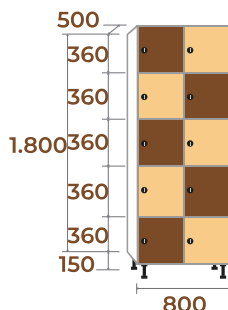
MHP-30/3 | MHFP-30/3
97kg | 104kg . 0,80m³



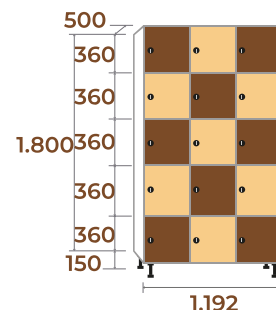
MHP-30/4 | MHFP-30/4
126kg | 135kg . 1,07m³



MHP-40/1 | MHFP-40/1
44kg | 47kg . 0,28m³

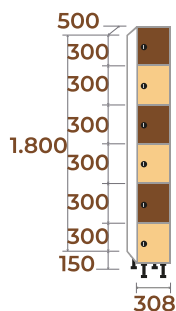


MHP-40/2 | MHFP-40/2
79kg | 85kg . 0,72m³

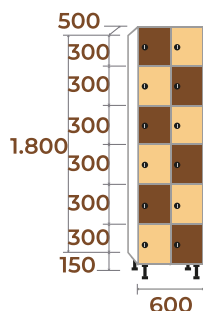


MHP-40/3 | MHFP-40/3
114kg | 123kg . 1,07m³

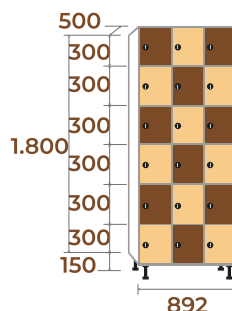
MHB SERIES



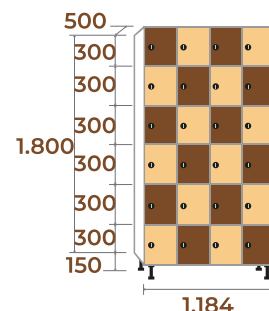
MHB-30/1 | MHFB-30/1
41kg | 43kg . 0,28m³



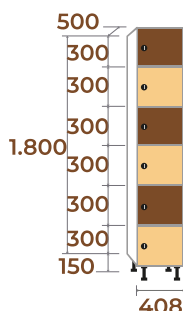
MHB-30/2 | MHFB-30/2
72kg | 77kg . 0,54m³



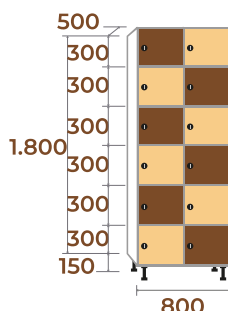
MHB-30/3 | MHFB-30/3
103kg | 110kg . 0,80m³



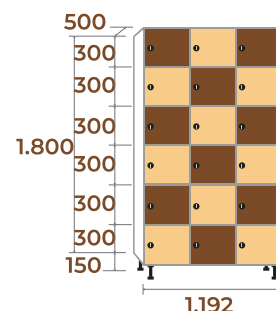
MHB-30/4 | MHFB-30/4
135kg | 144kg . 1,07m³



MHB-40/1 | MHFB-40/1
47kg | 50kg . 0,28m³



MHB-40/2 | MHFB-40/2
84kg | 90kg . 0,72m³



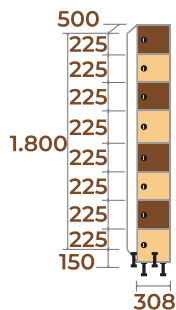
MHB-40/3 | MHFB-40/3
122kg | 130kg . 1,07m³

To the depth of the changing rooms, the thickness of the type of door chosen must be added:
Melamine door: 19 mm thickness.
HPL door: 12 mm thickness.

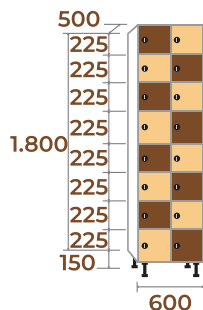


COMBINATIONS AND DIMENSIONS

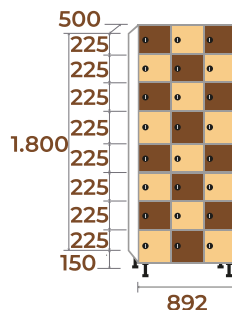
MHZ SERIES



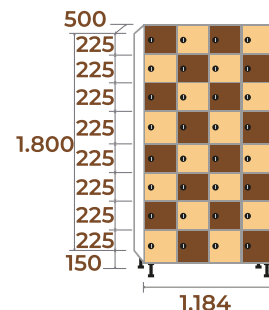
MHZ-30/1 | MHFZ-30/1
45kg | 47kg . 0,28m³



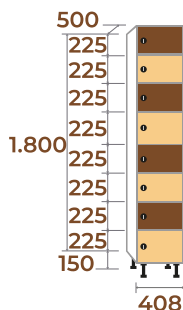
MHZ-30/2 | MHFZ-30/2
81kg | 85kg . 0,54m³



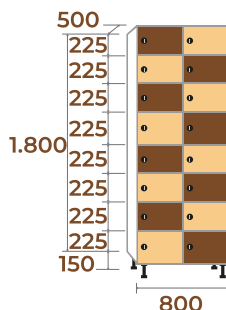
MHZ-30/3 | MHFZ-30/3
116kg | 123kg . 0,80m³



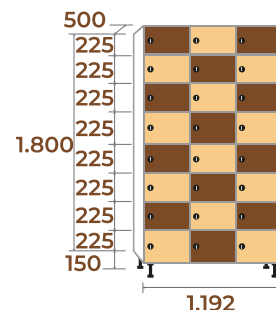
MHZ-30/4 | MHFZ-30/4
152kg | 160kg . 1,07m³



MHZ-40/1 | MHFZ-40/1
52kg | 55kg . 0,28m³

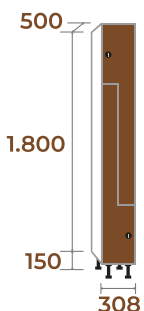


MHZ-40/2 | MHFZ-40/2
94kg | 100kg . 0,72m³

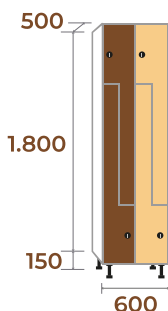


MHZ-40/3 | MHFZ-40/3
138kg | 146kg . 1,07m³

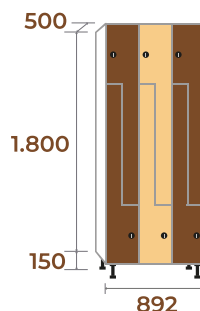
MHFL SERIES



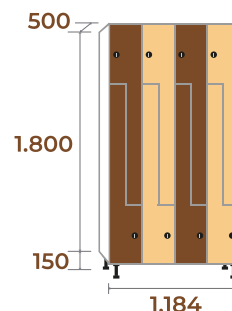
MHFL-30/1
40kg . 0,28m³



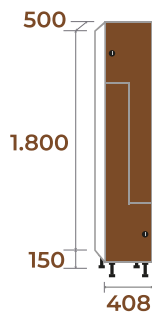
MHFL-30/2
69kg . 0,54m³



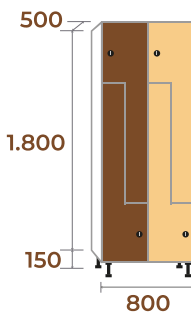
MHFL-30/3
99kg . 0,80m³



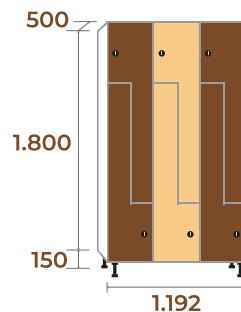
MHFL-30/4
129kg . 1,07m³



MHFL-40/1
44kg . 0,28m³



MHFL-40/2
79kg . 0,72m³



MHFL-40/3
113kg . 1,07m³

To the depth of the changing rooms, the thickness of the type of door chosen must be added:
Melamine door: 19 mm thickness.
HPL door: 12 mm thickness.